

NOTICE: To maintain IP67 waterproof rating
• DO NOT TEAR OPEN POUCH • before data download

SPECIFICATIONS

Range: -30.0 to 70.0°C (-22.0 to 158.0°F)
Resolution: 0.1°C
Accuracy: ±0.5°C/±0.9°F (-20 to 40°C);
 ±1°C/±1.8°F for remainder
Start Delay: 30 minutes
Alarm Delay: 5 minutes
Memory capacity: 16,000 points (max)
Alarm: LED alarm
Power Supply: 3.0V CR2450 lithium battery
IP Rating: IP67
Storage: Store logger at room temperature before use.

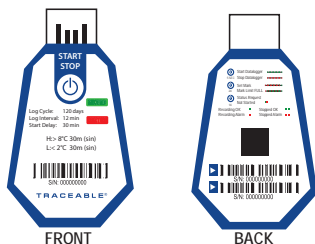
TECHNICAL PARAMETERS

Datalogger is supplied with pre-programmed parameters.

DESCRIPTION

Traceable® Single-Use Datalogger is a single-use, electronic temperature data recorder specifically designed for measuring environmental temperatures during transportation of refrigerated vaccines, biological material, chemicals, pharmaceuticals, and for documenting the transportation of perishable commodities.

WARNING: Do not immerse datalogger in ethanol, oleic acid and other corrosive liquids.



FEATURES

START/STOP BUTTON – Starts/Stops Datalogger.

LOG CYCLE – Indicates preset number of days logger will record once it has been initialized.

LOG INTERVAL – Indicates how often preset logger will record a reading.

START DELAY – Indicates preset time delay before data begins recording after user presses START button.

RECORD LED – Indicates logger has begun recording data. (see RECORD LED for more information).

STATUS LED – Indicates logger has stopped recording data. (see STATUS LED for more information).

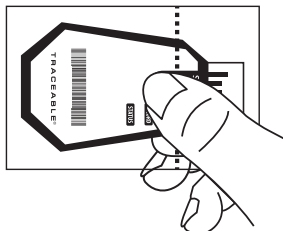
H>: Indicates the preset HIGH alarm limit threshold.

L<: Indicates the preset LOW alarm limit threshold.

S/N: Unique serial number, also featured on a removable, adhesive label located on back.

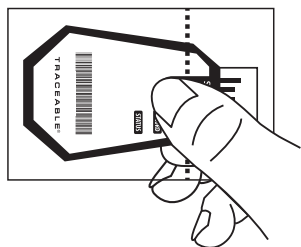
OPERATION

- 1 START LOGGING** Press and hold START/STOP button for 5 seconds to start logging. Green LED will flash 5 times. Place logger with materials to be monitored.



NOTE: Adhesive on back of unit is designed to conveniently place logger on any surface.

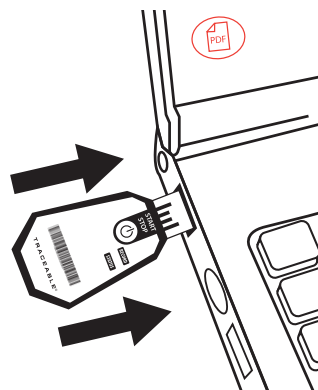
- 2. Once Logger has arrived at its final destination. STOP LOGGING.** Press and hold START/STOP button for 5 seconds to stop logging. Red LED will flash 5 times.
- 3. To download and view PDF report,** tear open protective plastic sleeve at perforation to expose USB.



- 4. Insert logger into a computer's USB port to view PDF report.**

LOGGER STATUS INDICATOR


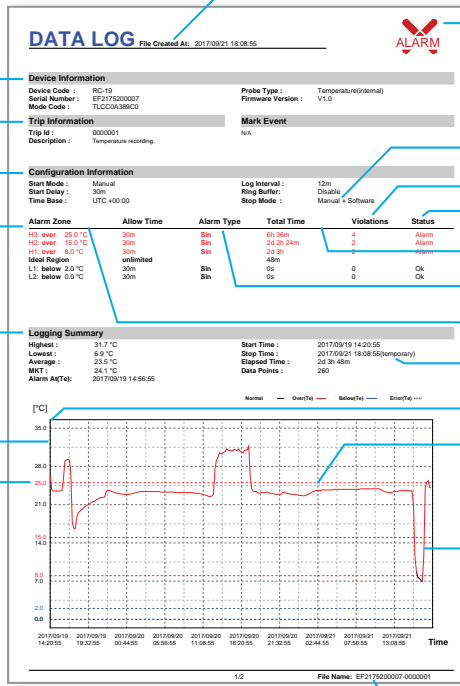
PRESS	DESCRIPTION	LED INDICATOR
 Hold for 5 seconds	TO START LOGGER	Green LED Flashes while logging (flashes once per min) ■ ■ ■ ■ ■
	TO STOP LOGGER	Red LED Flashes while NOT logging (flashes once per min) ■ ■ ■ ■ ■
 2 Times	SET MARK (see description below)	Red and Green LED Flash simultaneously ■ ■ ■ ■ ■
	MARK LIMIT FULL	Red and Green LED Flash ■ ■ ■ ■ ■
 1 Time	STATUS REQUEST NOT STARTED	Red and Green LED Flash simultaneously ■ ■



SET MARK

Press START/STOP button 2 times in rapid succession to place a mark in the data report.

NOTE: Use SET MARK to mark a specific event, such as, arrival, or departure, or to acknowledge some other factor needing digital reporting. When logger is full or reaches full capacity of Marks, both Red and Green LED will flash simultaneously 3 times.



TRACEABLEONE™ SINGLE-USE USB DATALOGGING THERMOMETER INSTRUCTIONS

NOTICE:
To maintain IP67 waterproof rating
DO NOT TEAR OPEN POUCH
before data download

REPORT

1. Basic Device Information
 2. Trip Information—Description of the usage
 3. Configuration Information
 4. Alarm Threshold and related statistics
 5. Logging Summary—Statistics
 6. Temperature Data Chart
 7. Temperature Data Details
- A. Document creation time (record stop time)
- B. Alarm (Alarm status as shown in the figure)
- C. The set stop mode
- D. Alarm status of the alarm zone
- E. Total times of exceeding alarm thresholds
- F. Total time of exceeding alarm thresholds

- G. Alarm delay and alarm type
- H. Alarm thresholds and alarm zones
- I. Actual stop mode (different from the item C)
- J. Vertical coordinate unit of the data graph
- K. Alarm threshold line (corresponding to the item L)
- L. Alarm threshold
- M. Data curve
- Note: Red indicates ultra-high temperature; blue indicates ultra-low temperature; black indicates others.
- N. Document Name (Serial number & Usage ID)
- O. Record time range in the current page
- P. Records when date changes (date & temperature)
- Q. Records when the date does not change (time & temperature)

Cat. No. 6470, 6471, 6472, 6473, 6474, 6475, 6476, 6477, 6478, 6479, 6480, 6481, 6482, 6483, 6484, 6485, 6486, 6487, 6488, 6489, 6490, 6491, 6492, 6493

Traceable® is a registered trademark of Cole-Parmer.

©2018 Traceable® Products. 92-6470-00 Rev. 0 071018