



# IDEAL TEST & MEASUREMENT CATALOG



Find Quality Products Online at:

[www.GlobalTestSupply.com](http://www.GlobalTestSupply.com)

[sales@GlobalTestSupply.com](mailto:sales@GlobalTestSupply.com)



For over 90 years, IDEAL INDUSTRIES, INC. has been enhancing the productivity and safety of electrician's who test, measure, or troubleshoot electrical systems. In 2021 we released a new line of testers with the professional electrician in mind. See our new additions in this catalog.

**CIRCUIT TRACERS** ..... 4 - 6

**CIRCUIT BREAKER FINDERS** .... 7 - 8

**CIRCUIT ANALYZER**..... 9 - 10

**CLAMP / FORK METERS** ..... 10 - 16

Clamp Meters..... 10 - 16

Fork Meters..... 13 - 16

**DIGITAL MULTIMETERS** ..... 17 - 20

**VOLTAGE / CONTINUITY  
TESTERS**..... 21 - 22

**RECEPTACLE TESTERS** ..... 23 - 24

**NON-CONTACT VOLTAGE  
TESTERS** ..... 25 - 27

**INFRARED THERMOMETERS** ..... 28

### **SPECIALTY TESTERS**

3-Phase ..... 29 - 30

Insulation..... 29 - 30

Ground Resistance ..... 29 - 30

Digital Light Meter ..... 29 - 30

### **ACCESSORIES**

Test Leads..... 31

Carrying Cases..... 33

Replacement Parts..... 34

# SURETRACE™

## CIRCUIT TRACER


Your IDEAL troubleshooting solution.

Designed **to find** everything, while saving you time and money.

### KIT OPTIONS AND PARTS

| KIT OPTIONS   |                                        |  |  |  |  |  |  |  |  |
|---|---|--|--|--|--|--|---|--|--|
|   | <b>61-959</b><br>Receiver with Super-Bright OLED Rotating Display (90° increments) and inductive clamp and battery pack |  |  | <b>61-957</b><br>Receiver with Super-Bright OLED Rotating Display (90° increments) |  |  | <b>61-955</b><br>Receiver with Rotating Red LED Display (180° increments)           |  |  |
| INDIVIDUAL COMPONENTS   | 61-959  |  |  | 61-957   |  |  | 61-955  |  |  |
| <b>RC-959</b><br>Receiver with Super-Bright OLED Display<br>  | ✓   |  |  | ✓  |  |  | —   |  |  |
| <b>RC-955</b><br>Receiver with Red LED Display<br>   | —   |  |  | —  |  |  | ✓   |  |  |
| <b>TR-955</b><br>Transmitter<br>Rated for Use on Circuits from 0 to 600V AC/DC<br>   | ✓   |  |  | ✓  |  |  | ✓   |  |  |
| <b>IC-958   BP-958</b><br>Inductive Clamp and Battery Pack<br>For use on 0 to 120V circuits carrying less than 5 Amps.<br> | ✓   |  |  | —  |  |  | —   |  |  |
| <b>TL-956</b><br>Test Lead Set<br>   | ✓   |  |  | ✓  |  |  | ✓   |  |  |
| <b>CR-959</b><br>Cradle for RC-959 and RC-955 Receivers<br>  | Sold Separately   |  |  | Sold Separately  |  |  | Sold Separately   |  |  |

CIRCUIT TRACER RECEIVERS FEATURES



Receiver

09

Super Bright OLED Display

Exclusive Rotating Display  
90° Increments (RC-959)  
180° Increments (RC-955)

Four Levels of Sensitivity

Audible Indication

Low Battery Indicator

**RC-959**



Receiver

99

Red LED Display

Low Battery Indicator

**RC-955**



Finds Opens



Finds Conductors  
in Walls, Ceilings and Floors



Finds Dead Shorts

0-600V AC or DC Lead Set included.



# CIRCUIT TRACER TRANSMITTER FEATURES



**CertainCircuit™**  
(TR-955)

## ⚡ CertainCircuit™

After the correct breaker has been identified and tripped, the transmitter senses the loss of power and sends a different signal back to the receiver at the panel to give the user confidence that the right circuit has been de-energized.



**Energized**



**De-energized**

**Traces de-energized circuits**



**Inductive Clamp for when direct contact with alligator clips is not possible**



**TR-955**



US LISTED



**Inductive Clamp & Battery Pack**  
(For use on circuits carrying up to 120V AC w/less than 5 Amps)  
**IC-958 | BP-958**



**Cradle**  
(For use on RC-955 & RC-959 Receivers)  
**CR-959**



**Tracer Test Lead Set**  
**TL-956 (includes the following)**

1. 3 Ft. Lead Adapter for Transmitter (set of 2)
2. 25 ft. Lead Adapter for Transmitter
3. Alligator Clips (set of 2)
4. Blade Prongs
5. Prong for Lead Adapters
6. Outlet Plug Adapter for Transmitter

# CIRCUIT BREAKER FINDERS

## FEATURES

**GFCI Trip**



Transmitter for #61-534

GFCI  
Wiring Indications  
CORRECT WIRING

**Non-Contact Voltage Tester**



**LED Indicators**



**Audible Tone**



**Polarity & Live Circuit Indication**



**61-534**



IDEAL  
#61-534  
Circuit Breaker Finder  
with Digital Receiver

**61-532**



IDEAL  
Transmitter for 61-532  
120V AC Circuit Breaker Finder

**Live Circuit Indication**





**Lead Adapter Kit**

Provides adapters for use in lighting fixtures.



**TL-532A**

Test Lead & Adapter Kit

# CIRCUIT BREAKER FINDER SPECIFICATIONS



| CIRCUIT BREAKER FINDER SELECTION GUIDE                        |                             |                             |
|---|-----------------------------|-----------------------------|
| TRANSMITTER FEATURES  | 61-534                      | 61-532                      |
| CAT Rating (Safety)   | CAT II 300V                 | CAT II 300V                 |
| Listing   | UL 1436                     | UL 1436                     |
| Line Voltage  | Line Powered (120V AC only) | Line Powered (120V AC only) |
| Supply Frequency  | 47-63Hz                     | 47-63Hz                     |
| Weight  | 50g (approx.)               | 50g (approx.)               |
| Pulse Amplitude   | 18A (approx.) @ 120V        | 18A (approx.) @ 120V        |
| Pulse Rate  | 4mS every 17ms (@ 60Hz)     | 4mS every 17ms (@ 60Hz)     |
| Power Consumption   | 200mW max. @ 120V AC        | 200mW max. @ 120V           |
| Operating Temperature   | 32° - 122°F (0 to 50°C)     | 32° - 122°F (0 to 50°C)     |
| GFCI  | ✓                           | —                           |
| Polarity Indication   | ✓                           | —                           |
| RECEIVER FEATURES   |                             |                             |
| Visual and Audible Indicators                                 | ✓                           | ✓                           |
| Low Battery Indication  | ✓                           | ✓                           |
| Auto Power Off (after 10 mins. of no activity)                | ✓                           | ✓                           |
| Battery Type (Included)                                       | 9V                          | 9V                          |
| Weight  | 0.2 lbs. (w/o battery)      | 0.2 lbs. (w/o battery)      |
| Warranty  | 2-Year*                     | 2-Year*                     |
| ACCESSORIES   |                             |                             |
| Light Socket and 3-prong to 2-prong Adapters, Alligator Clips | TL-532A                     | TL-532A                     |

Specifications are subject to change without notice.



# SURETEST®

## CIRCUIT ANALYZER

### FEATURES



**61-164**  
Circuit Analyzer



**Displays Voltage Drop**  
at 12, 15 & 20 Amps




**Displays Impedance**  
of hot, neutral & ground




**Displays H N G**  
polarity



**Detects and Displays**  
false or "bootleg"  
ground




**Displays**  
neutral to ground voltage



**Trips GFCI**  
at 6mA or 30mA



**True RMS**  
Line Voltage




**Estimated Load**  
on Line in Amps



# CIRCUIT ANALYZER SPECIFICATIONS

Click anywhere on the page for more product information.

|  |  |  |                 |
|--|--|--|-----------------|
| <b>SURETEST® CIRCUIT ANALYZER SPECIFICATIONS</b>   |  |  |                 |
|  | <b>61-164</b>  |  |                 |
|  | <b>Description</b>   | <b>Range &amp; Resolution</b>  | <b>Accuracy</b> |
| <b>TRANSMITTER FEATURES</b>  |  |  |                 |
| CAT Rating (Safety)  | CAT III 300V   | —  |                 |
| Listing  | cULus  | —  |                 |
| AC Voltage (Note: The 61-164 is protected to 265V AC but should be unplugged immediately if plugged into a mis-wired outlet. It is intended for use on 120V AC circuits only.) Do not press any buttons. | —  | 85.0 – 265.0 VAC<br>(Unplug if 240V AC is displayed and correct wiring.) | 1.0%            |
| Frequency  | —  | 45.0 – 65.0 Hz   | 1.0%            |
| Impedance  | —  | 0.00 - 3.00 Ω  | 5.0%            |
| Neutral Ground Voltage   | —  | 0.0 - 24.0V AC   | 2.0%            |
| % Voltage Drop 12A, 15A, 20A Load Tests  | —  | 0.1% - 50.0%   | 5.0%            |
| GFCI mA Trip Level & Time to Trip in Milliseconds  | —  | 6.0 - 9.0 mA<br>0.0 - 6500 mS  | 2.0%            |
| Warranty   | 2-Year*  | —  |                 |
| <b>ACCESSORIES</b>   | <b>Part No.</b>  |  |                 |
| Ground Continuity Adapter (For checking grounding of cabinets, etc.)   | <b>61-175</b>  |  |                 |
| Isolated Ground Adapter (For determining whether receptacle has an isolated ground.)   | <b>61-176</b>  |  |                 |
| Alligator Clip Adapter (For connection to circuits other than outlets.)  | <b>61-183</b>  |  |                 |
| 1' Extension Cord (included)   | <b>61-182</b>  |  |                 |
| Nylon Carrying Case (included)   | <b>61-179</b>  |  |                 |

IMPORTANT: This circuit analyzer is intended for use by qualified electricians. Follow the NFPA 70E Standard for Electrical Safety in the Workplace when using this tester. Always consult the instruction manual provided with the tester for operational limitations and procedures associated with a specific tester.

Specifications are subject to change without notice.



**61-183**  
Alligator Clip Adapter  
for 61-164  
Circuit Analyzer



**61-175**  
Ground Continuity  
Adapter for 61-164  
Circuit Analyzer



**61-176**  
Isolated Ground  
Adapter for 61-164  
Circuit Analyzer



**61-182**  
1' Extension Cord  
for 61-164  
Circuit Analyzer

# CLAMP/FORK METER VS. MULTIMETER



**Safety** - A fork meter allows you to measure AC or DC current (depending on the model) by positioning the fork around a conductor, which is much safer than making direct contact with a live circuit.

**Productivity** - During a measurement, it is not necessary to shut off the circuit carrying current, which improves productivity.

*Limited to 200A AC/DC Measurement*

*No Fuse Protection required*



**Safety** - A clamp meter allows you to measure AC or DC current (depending on the model) by positioning the clamp jaw around a conductor, which is much safer than making direct contact with a live circuit.

**Productivity** - During a measurement, it is not necessary to shut off the circuit carrying current, which improves productivity. This allows isolation of a conductor being tested in a bundle of conductors.

*Limited to 2000A AC/DC Measurement (Hard Clamp)*

*No Fuse Protection required*

Multimeters measure current differently than a fork or clamp meter. To measure current with a multimeter:

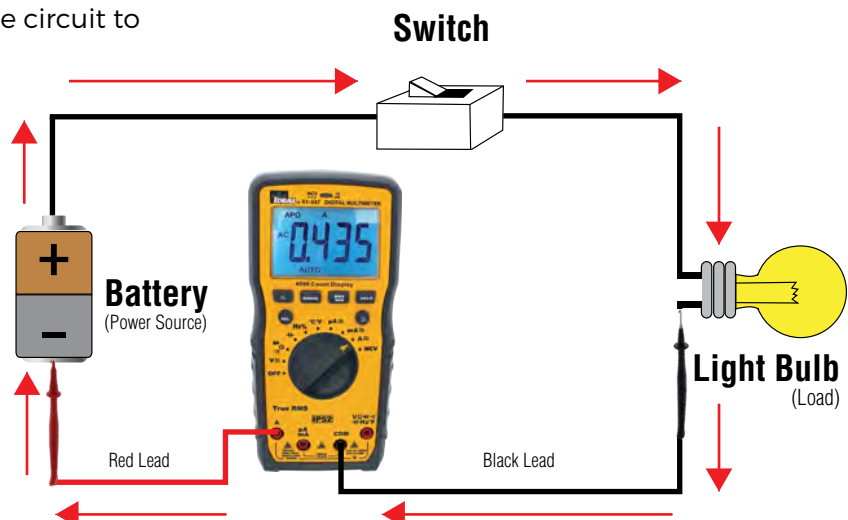
- You must insert the multimeter into the circuit to get the current to flow THROUGH the meter and are making direct contact with the live circuit.

To properly conduct a current measurement in accordance with Electrical Safety-related Work Practices (ESWP) you must:

- de-energize the circuit, disconnect the circuit, insert the meter into the circuit, re-energize the circuit to test current
- AND THEN... repeat the whole process again to "remove" the meter from the circuit after the test.

*Limited to 10A AC/DC Measurement*

*Fuse Protection required (due to current pass-through)*



# TIGHTSIGHT®

## CLAMP METERS

### FEATURES



**Non-Contact Voltage Tester**  
Screen displays  
Electromagnetic Field (EF)




**Flashlight**



**Built-In Probe Tip Holder**



**Universal Magnetic Strap Clip**



**Overmolded Industrial Grip**  
2M Drop (model specific)



**61-757 | 61-747**



**Backlit Displays**

**Patented Tightsight® Backlit Display** eliminates need to bend or twist conductors or place your head near or in the panel and allows you to easily read the bottom display when taking all measurements.





# FORK METERS

## FEATURES



**Non-Contact Voltage Indication**  
Built in Clamp Tip



**0.75 in. (19mm)  
Jaw Opening**



**Flashlight/Backlight**



**Probe Storage  
& Lead Holders**  
(on back)



**Delta**  
(difference from  
original reading)



**Max./Min.**



**61-415 | 61-405**



**Patented TightSight®  
Backlit Display** eliminates need  
to bend or twist conductors or  
place your head near or in the  
panel and allows you to easily  
read the bottom display when  
taking measurements



## TIGHTSIGHT® CLAMP METERS



**61-775**  
1000A AC/DC  
Clamp Meter  
TightSight® w/Backlight  
CAT IV 600V | CAT III 1000V



**61-765**  
660A AC/DC  
Clamp Meter  
TightSight® w/Backlight  
CAT IV 600V | CAT III 1000V



**61-757**  
600A AC/DC  
Clamp Meter  
TightSight® w/Backlight  
& Flashlight  
CAT IV 600V | CAT III 1000V



**61-747**  
400A AC/DC  
Clamp Meter  
TightSight® w/Backlight  
& Flashlight  
CAT III 600V



**61-415**  
200A AC/DC  
Split Jaw Meter  
TightSight® w/Backlight  
& Flashlight  
CAT IV 600V | CAT III 1000V

## CONVENTIONAL CLAMP METERS



**61-744**  
600A AC Clamp-Pro™  
Clamp Meter  
CAT III 600V



**61-737**  
400A AC Clamp Meter  
4000 Count w/Backlight  
CAT III 600V



**61-405**  
200A AC Split Jaw Meter  
w/Backlight & Flashlight  
CAT III 600V

## CLAMP METER ACCESSORIES



**TL-757**  
Test Leads  
w/Alligator Clips



**UMHS-757**  
Universal Magnetic  
Hanging Strap



**TC-757**  
Thermocouple



**C-757**  
Nylon Carrying Case





IMPORTANT: The clamp meters on this page are intended for use by qualified electricians. Follow the NFPA 70E Standard for Electrical Safety in the workplace when using this tester. Always consult the instruction manual provided with the tester for operational limitations and procedures associated with a specific tester.

Find Quality Products Online at:

[www.GlobalTestSupply.com](http://www.GlobalTestSupply.com)

[sales@GlobalTestSupply.com](mailto:sales@GlobalTestSupply.com)



# CLAMP METER SPECIFICATIONS

| CLAMP METER<br>SELECTION GUIDE   |  |  |  |  |
|----------------------------------|---|---|---|---|
|                                  | 61-775  | 61-765  | 61-757  | 61-747  |
| <b>FEATURES</b>                  |   |   |   |   |
| CAT Rating (Safety)              | CAT IV 600V<br>CAT III 1000V  | CAT IV 600V<br>CAT III 1000V  | CAT IV 600V<br>CAT III 1000V  | CAT III 600V  |
| Listing                          | cULus, CE, RCM  | cULus, CE, RCM  | cULus, CE, RCM  | cULus, CE, RCM  |
| Drop Protection                  |   |   | 6.6 ft. (2m)  | 6.6 ft. (2 m)   |
| Clamp/Jaw Opening                | 2.0 in. (50.8mm)  | 1.5 in. (38mm)  | 1.4 in. (35.5mm)  | 1.4 in. (35.5mm)  |
| AC Voltage (Volts)               | 750V  | 750V  | 600V  | 600V  |
| DC Voltage (Volts)               | 750V  | 750V  | 1000V   | 600V  |
| AC Current (Amps)                | 1000A   | 660A  | 600A  | 400A  |
| DC Current (Amps)                | 1000A   | 660A  | 600A  | 400A  |
| Ohms (Resistance)                | 999.9Ω  | 999.9Ω  | 60MΩ  | 40MΩ  |
| AC Millivolts                    | —   | —   | 6000  | 4000  |
| DC Millivolts                    | —   | —   | 6000  | 4000  |
| True RMS                         | ✓   | ✓   | ✓   | ✓   |
| High Voltage Alarm               | ✓   | ✓   | ACV/DCV   >30V  | ACV/DCV   >30V  |
| Audible Continuity               | ✓   | ✓   | ✓   | ✓   |
| Visual Continuity                | ✓   | ✓   | ✓   | ✓   |
| Backlight                        | ✓   | ✓   | ✓   | ✓   |
| Temperature                      | —   | —   | -40°F ~ 1832°F<br>-40°C ~ 1000°C  | -40°F ~ 1832°F<br>-40°C ~ 1000°C  |
| Low Impedance (LoZ)              | —   | —   | ✓   | —   |
| NCV                              | —   | —   | 40-600V   | 40-600V   |
| Auto Ranging                     | ✓   | ✓   | ✓   | ✓   |
| Range Hold                       | —   | —   | ✓   | ✓   |
| Data Hold                        | ✓   | ✓   | ✓   | ✓   |
| Relative                         | ✓   | ✓   | ✓   | ✓   |
| Diode Test                       | —   | —   | ✓   | ✓   |
| Capacitance Test                 | ✓   | ✓   | 6.000mF   | 4.000mF   |
| Frequency / Duty Cycle           | ✓   | ✓   | 10Hz~9.999KHz   | 10Hz~9.999KHz   |
| Max / Min                        | ✓   | ✓   | ✓   | ✓   |
| Magnetic Strap Mount             | —   | —   | ✓   | ✓   |
| Test Probe Holder                | —   | —   | ✓   | ✓   |
| Flashlight                       | —   | —   | ✓   | ✓   |
| Auto-Power Off (APO)             | ✓   | ✓   | ✓   | ✓   |
| APO Disable                      | ✓   | ✓   | ✓   | ✓   |
| Low Battery Indication           | ✓   | ✓   | ✓   | ✓   |
| Battery Type (Included)          | 1 x 9 Volt  | 1 x 9 Volt  | 3 x 1.5V AAA  | 3 x 1.5V AAA  |
| Bottom LCD Display               | ✓   | ✓   | ✓   | ✓   |
| LCD Display Count                | 9999  | 9999  | 6000  | 4000  |
| Warranty                         | 2-Year*   | 2-Year*   | 2-Year*   | 2-Year*   |
| <b>ACCESSORIES</b>               |   |   |   |   |
| Leads & Alligator Clips (TL-757) | Included  | Included  | Included  | Included  |

Specifications are subject to change without notice.



# CLAMP METER SPECIFICATIONS

| CLAMP METER<br>SELECTION GUIDE |  |  <b>NEW</b> |  <b>NEW</b> |  <b>NEW</b> |
|--------------------------------|---|--|--|--|
|                                | 61-744  | 61-737   | 61-415   | 61-405   |
| <b>FEATURES</b>                |   |  |  |  |
| CAT Rating (Safety)            | CAT III 600V  | CAT III 600V   | CAT IV 600V<br>CAT III 1000V   | CAT III 600V   |
| Listing                        | cULus, CE, RCM  | cULus, CE, RCM   | cULus, CE, RCM   | cULus, CE, RCM   |
| Drop Protection                |   | 3.3 ft. (1m)   | 6.6 ft. (2m)   | 3.3 ft. (1m)   |
| Clamp/Jaw Opening              | 1.45 in. (36.5mm)   | 1.4 in. (35.5mm)   | 0.75 in. (19mm)  | 0.75 in. (19mm)  |
| AC Voltage (Volts)             | 600V  | 600V   | 1000V  | 1000V  |
| DC Voltage (Volts)             | 600V  | 600V   | 1000V  | 1000V  |
| AC Current (Amps)              | 600A  | 400A   | 200A   | 200A   |
| DC Current (Amps)              | —   | —  | 200A   | —  |
| Ohms (Resistance)              | 40M $\Omega$  | 40M $\Omega$   | 60M $\Omega$   | 60M $\Omega$   |
| AC Millivolts                  | —   | 4000   | ✓  | ✓  |
| DC Millivolts                  | —   | 4000   | ✓  | ✓  |
| True RMS                       | —   | ✓  | ✓  | ✓  |
| High Voltage Alarm             | —   | ACV/DCV   >30V   | ACV/DCV   >30V   | ACV/DCV   >30V   |
| Audible Continuity             | ✓   | ✓  | ✓  | ✓  |
| Visual Continuity              | —   | ✓  | ✓  | ✓  |
| Backlight                      | —   | ✓  | ✓  | ✓  |
| Temperature                    | —   | -40°F ~ 1832°F<br>-40°C ~ 1000°C   | —  | —  |
| Low Impedance (LoZ)            | —   | —  | —  | —  |
| NCV                            | 70-600V   | 40-600V  | 40-600V  | 40-600V  |
| Auto Ranging                   | ✓   | ✓  | ✓  | ✓  |
| Range Hold                     | ✓   | ✓  | ✓  | ✓  |
| Data Hold                      | ✓   | ✓  | ✓  | ✓  |
| Relative                       | —   | ✓  | ✓  | ✓  |
| Diode Test                     | —   | ✓  | ✓  | ✓  |
| Capacitance Test               | —   | 400.0 $\mu$ F  | 6.000mF  | 6.000mF  |
| Frequency / Duty Cycle         | —   | 10Hz-9.999KHz  | —  | —  |
| Max / Min                      | —   | ✓  | ✓  | ✓  |
| Magnetic Strap Mount           | —   | ✓  | ✓  | ✓  |
| Test Probe Holder              | —   | ✓  | ✓  | ✓  |
| Flashlight                     | —   | —  | ✓  | ✓  |
| Auto-Power Off (APO)           | ✓   | ✓  | ✓  | ✓  |
| APO Disable                    | —   | —  | ✓  | ✓  |
| Low Battery Indication         | ✓   | ✓  | ✓  | ✓  |
| Battery Type (Included)        | 2 x 1.5V AAA  | 3 x 1.5V AAA   | 2 x 1.5V AAA   | 2 x 1.5V AAA   |
| Bottom LCD Display             | —   | —  | ✓  | —  |
| LCD Display Count              | 4000  | 4000   | 6000   | 6000   |
| Warranty                       | 2-Year*   | 2-Year*  | 2-Year*  | 2-Year*  |
| <b>ACCESSORIES</b>             |   |  |  |  |
| Leads, Case & Batteries        | Leads only  | Included   | Included   | Included   |
| Thermocouple (TC-757)          | —   | Included   | —  | —  |

Specifications are subject to change without notice.

# MULTIMETER VS. CLAMP/FORK METER



**Safety** - A fork meter allows you to measure AC or DC current (depending on the model) by positioning the fork around a conductor, which is much safer than making direct contact with a live circuit.

**Productivity** - During a measurement, it is not necessary to shut off the circuit carrying current, which improves productivity.

*Limited to 200A AC/DC Measurement*

*No Fuse Protection required*



**Safety** - A clamp meter allows you to measure AC or DC current (depending on the model) by positioning the clamp jaw around a conductor, which is much safer than making direct contact with a live circuit.

**Productivity** - During a measurement, it is not necessary to shut off the circuit carrying current, which improves productivity. This allows isolation of a conductor being tested in a bundle of conductors.

*Limited to 2000A AC/DC Measurement (Hard Clamp)*

*No Fuse Protection required*

Multimeters measure current differently than a fork or clamp meter. To measure current with a multimeter:

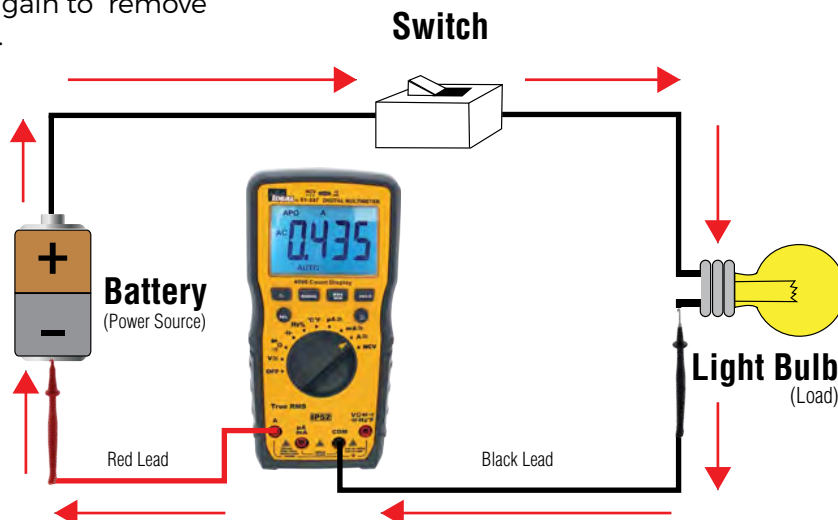
- You must insert the multimeter into the circuit to get the current to flow THROUGH the meter and are making direct contact with the live circuit.

To properly conduct a current measurement in accordance with Electrical Safety-related Work Practices (ESWP) you must:

- de-energize the circuit, disconnect the circuit, insert the meter in the circuit, re-energize the circuit to test current
- AND THEN... repeat the whole process again to "remove" the meter from the circuit after the test.

*Limited to 10A AC/DC Measurement*

*Fuse Protection required (due to current pass-through)*



# DIGITAL MULTIMETERS

## FEATURES



**Non-Contact Voltage Tester**  
Built in



**Non-Contact Voltage, High Voltage, Visual Indications, Augment Audible Indication**  
(61-357, 61-347, 61-337)



**Backlit Display**  
(all models)




**Temperature**  
(61-357, 61-347, 61-337)



**Probe Holder Storage**  
All Models



**Universal Magnetic Strap Clip**  
All Models



**Removable Boot**  
All Models



**FUSE Notification**  
(61-357, 61-347, 61-337)



**LEAD Warning**  
(61-357, 61-347, 61-337)



**Bar Graph**  
(61-357 only)



DIGITAL MULTIMETERS



**61-357**  
1000V Auto Range TRMS  
6000 Count Display Multimeter w/  
NCVT, Temp, Bar Graph & LoZ  
CATIV 600V | CATIII 1000V



**61-347**  
1000V Auto Range TRMS  
6000 Count Display  
Multimeter w/NCVT, & Temp  
CAT IV 600V | CAT III 1000V



**61-337**  
600V Auto Range  
Multimeter w/NCVT & Temp  
CATIII 600V



**61-327**  
600V Manual Range  
Multimeter w/ NCVT CATIII 600V



ACCESSORIES



**TL-757**  
Test Leads



**UMHS-757**  
Universal Magnetic  
Hanging Strap



**F-347-357P**  
11A (1000V) & 600mA (1000V)  
Fuses for 61-347 & 61-357




**F-337P**  
10A (600V) & 400mA (600V)  
Fuses for 61-337







**TC-757**  
Thermocouple



**C-357**  
Nylon Carrying Case



# DIGITAL MULTIMETERS FEATURES

| DIGITAL MULTIMETER<br>SELECTION GUIDE |  <b>NEW</b> |  <b>NEW</b> |  <b>NEW</b> |  <b>NEW</b> |
|---------------------------------------|--|--|--|--|
|                                       | 61-357   | 61-347   | 61-337   | 61-327   |
| <b>FEATURES</b>                       |  |  |  |  |
| CAT Rating (Safety)                   | CAT IV 600V<br>CAT III 1000V   | CAT IV 600V<br>CAT III 1000V   | CAT III 600V   | CAT III 600V   |
| Listing                               | cULus, CE, RCM   | cULus, CE, RCM   | cULus, CE, RCM   | cULus, CE, RCM   |
| Drop Protection                       | 6.6 ft. (2m)   | 6.6 ft. (2m)   | 3.3 ft. (1m)   | 3.3 ft. (1m)   |
| Ingress Protection                    | IP52   | IP52   | —  | —  |
| AC Voltage (Volts)                    | 1000V  | 1000V  | 600V   | 600V   |
| DC Voltage (Volts)                    | 1000V  | 1000V  | 600V   | 600V   |
| AC Current (Amps)                     | 10A  | 10A  | 10A  | —  |
| DC Current (Amps)                     | 10A  | 10A  | 10A  | —  |
| Ohms (Resistance)                     | 60M $\Omega$   | 60M $\Omega$   | 40M $\Omega$   | 4M $\Omega$  |
| AC Millivolts                         | 6000   | 6000   | 4000   | —  |
| DC Millivolts                         | 6000   | 6000   | 4000   | 4000   |
| AC Milliamps                          | 6000   | 6000   | 4000   | —  |
| DC Milliamps                          | 6000   | 6000   | 4000   | —  |
| AC Microamps                          | 6000   | 6000   | 4000   | —  |
| DC Microamps                          | 6000   | 6000   | 4000   | —  |
| True RMS                              | ✓  | ✓  | —  | —  |
| High Voltage Alarm                    | ACV/DCV   >30V   | ACV/DCV   >30V   | ACV/DCV   >30V   | ACV/DCV   >30V   |
| Audible Continuity                    | ✓  | ✓  | ✓  | ✓  |
| Visual Continuity                     | ✓  | ✓  | ✓  | ✓  |
| Backlight                             | ✓  | ✓  | ✓  | ✓  |
| Temperature                           | -40 ~ 1832°F<br>-40 ~ 1000°C   | -40 ~ 1832°F<br>-40 ~ 1000°C   | -40 ~ 1832°F<br>-40 ~ 1000°C   | —  |
| Low Impedance (LoZ)                   | ✓  | —  | —  | —  |
| NCV                                   | ✓  | ✓  | ✓  | —  |
| Auto Ranging                          | ✓  | ✓  | ✓  | —  |
| Range Hold                            | ✓  | ✓  | ✓  | —  |
| Data Hold                             | ✓  | ✓  | ✓  | ✓  |
| Diode Test                            | ✓  | ✓  | ✓  | ✓  |
| Capacitance Test                      | 6000 $\mu$ F   | 6000 $\mu$ F   | 4000 $\mu$ F   | —  |
| Frequency / Duty Cycle                | 10Hz ~ 9.99 KHz  | 10Hz ~ 9.99 KHz  | 10Hz ~ 9.99 KHz  | 10Hz ~ 9.99 KHz  |
| Max / Min                             | ✓  | ✓  | —  | —  |
| Magnetic Strap Mount                  | ✓  | ✓  | ✓  | ✓  |
| Test Probe Holder                     | ✓  | ✓  | ✓  | ✓  |
| Auto-Power Off                        | ✓  | ✓  | ✓  | ✓  |
| APO Disable                           | ✓  | ✓  | ✓  | ✓  |
| Low Battery Indication                | ✓  | ✓  | ✓  | ✓  |
| Battery Type (Included)               | 3 x 1.5V AAA   | 3 x 1.5V AAA   | 3 x 1.5V AAA   | 3 x 1.5V AAA   |
| LCD Display Count                     | 6000   | 6000   | 4000   | 4000   |
| Lead Warning                          | ✓  | ✓  | ✓  | —  |
| Fuse Notification                     | ✓  | ✓  | ✓  | —  |
| Bar Graph                             | ✓  | —  | —  | —  |
| Battery Test                          | —  | —  | —  | ✓  |
| Warranty                              | 2-Year*  | 2-Year*  | 2-Year*  | 2-Year*  |
| <b>Accessories</b>                    |  |  |  |  |
| Leads, Case & Temp. Sensor            | Included   | Included   | Included   | Leads Only   |
| Thermocouple (TC-757)                 | Included   | Included   | Included   | —  |

Specifications are subject to change without notice.

# VOLTAGE TESTERS

## FEATURES



61-557



**Non-Contact Voltage**



**Audible Indication**  
for NCV, Continuity &  
High Voltage



**Backlit Display**



**LoZ**  
Eliminates Ghost  
Voltage



**GFCI Test**



**Universal Magnetic  
Strap Clip**



**Probe Holder  
for Storage**



61-557



**UMHS-757**  
Universal Magnetic  
Hanging Strap (61-557)



**TL-757**  
Test Leads



# VOLTAGE TESTERS FEATURES



## 61-557

Voltage and Continuity Tester  
w/LCD, GFCI, Flashlight & NCVT  
6-600V AC/DC  
CAT IV 600V



## 61-547

8 Level AC/DC Voltage Indicator  
with Polarity Indicator  
12-600V DC | 24-600V AC  
CAT III 600V



## 61-076

Vol-Con® Voltage/Continuity Tester  
5-600V AC/DC  
CAT III 600V



## 61-065

Vol-Test® Voltage Tester  
100-600V AC/DC  
CAT III 600V



### VOLTAGE TESTER SELECTION GUIDE



NEW



NEW



|                         | 61-557              | 61-547       | 61-076             | 61-065             |
|-------------------------|---------------------|--------------|--------------------|--------------------|
| <b>FEATURES</b>         |                     |              |                    |                    |
| CAT Rating (Safety)     | CAT IV 600V         | CAT III 600V | CAT III 600V       | CAT III 600V       |
| Listing Preferred       | cULus, CE           | cULus, CE    | cULus              | cULus              |
| Drop Protection         | 6.6 ft. (2m)        | 6.6 ft. (2m) |                    |                    |
| Ingress Protection      | IP42                | IP42         | —                  | —                  |
| AC Voltage (Volts)      | 6 ~ 600             | 24 ~ 600     | 5 ~ 600            | 100 ~ 600          |
| DC Voltage (Volts)      | 6 ~ 600             | 12 ~ 600     | 5 ~ 600            | 100 ~ 600          |
| High Voltage Alarm      | ACV >30 or DCV >30V | ACV/DCV >48V | —                  | —                  |
| Audible Continuity      | ✓                   | —            | —                  | —                  |
| Visual Continuity       | ✓                   | —            | ✓                  | —                  |
| Low Impedance (LoZ)     | ✓                   | —            | ✓                  | ✓                  |
| NCV                     | 90-600V AC          | —            | —                  | —                  |
| Auto Ranging            | ✓                   | —            | —                  | —                  |
| Magnetic Strap Mount    | ✓                   | ✓            | —                  | —                  |
| Test Probe Holder       | ✓                   | ✓            | ✓                  | ✓                  |
| Flashlight              | ✓                   | —            | —                  | —                  |
| Auto-Power Off (APO)    | ✓                   | —            | —                  | —                  |
| Low Battery Indicator   | ✓                   | —            | —                  | —                  |
| Battery Type (Included) | 3 x 1.5V AAA        | —            | 4 x 1.5V LR44      | —                  |
| LCD Display Count       | 600                 | —            | —                  | —                  |
| Backlight               | ✓                   | —            | —                  | —                  |
| DC Polarity Indication  | ✓                   | ✓            | ✓                  | —                  |
| Leads                   | Removable           | Fixed        | Removable          | Removable          |
| GFCI Test               | ✓                   | —            | —                  | —                  |
| Display                 | LCD                 | Neon Lamps   | Indicator Movement | Indicator Movement |
| Warranty                | 2-Year*             | 2-Year*      | 2-Year*            | 2-Year*            |
| <b>ACCESSORIES</b>      |                     |              |                    |                    |
| Test Leads              | TL-757              | —            | 61-070             | 61-070             |
| Magnetic Hanging Strap  | UMHS-757            | UMHS-757     | —                  | —                  |

Specifications are subject to change without notice.

Find Quality Products Online at:

[www.GlobalTestSupply.com](http://www.GlobalTestSupply.com)

[sales@GlobalTestSupply.com](mailto:sales@GlobalTestSupply.com)



# RECEPTACLE TESTERS

## FEATURES



**Digital Voltage Readout**  
Provides Voltage Level at Outlet



**GFCI Test w/Indicator Light**



**On/Off Button**  
Confirms Tester is Working



**Green Lights**  
Indicate Correct Wiring



**Red Lights**  
Indicate Incorrect Wiring



**LEDs Easily Visible**  
Plugged in or rotated to fit receptacles.

RECEPTACLE TESTER FEATURES



**61-517**  
120V AC GFCI  
Receptacle/Voltage  
Tester  
CAT II 150V AC



**61-051**  
E-Z Check® Plus  
GFCI Circuit  
Tester



**61-035**  
E-Z Check®  
Circuit Tester



**61-501**  
GFCI Receptacle  
Tester

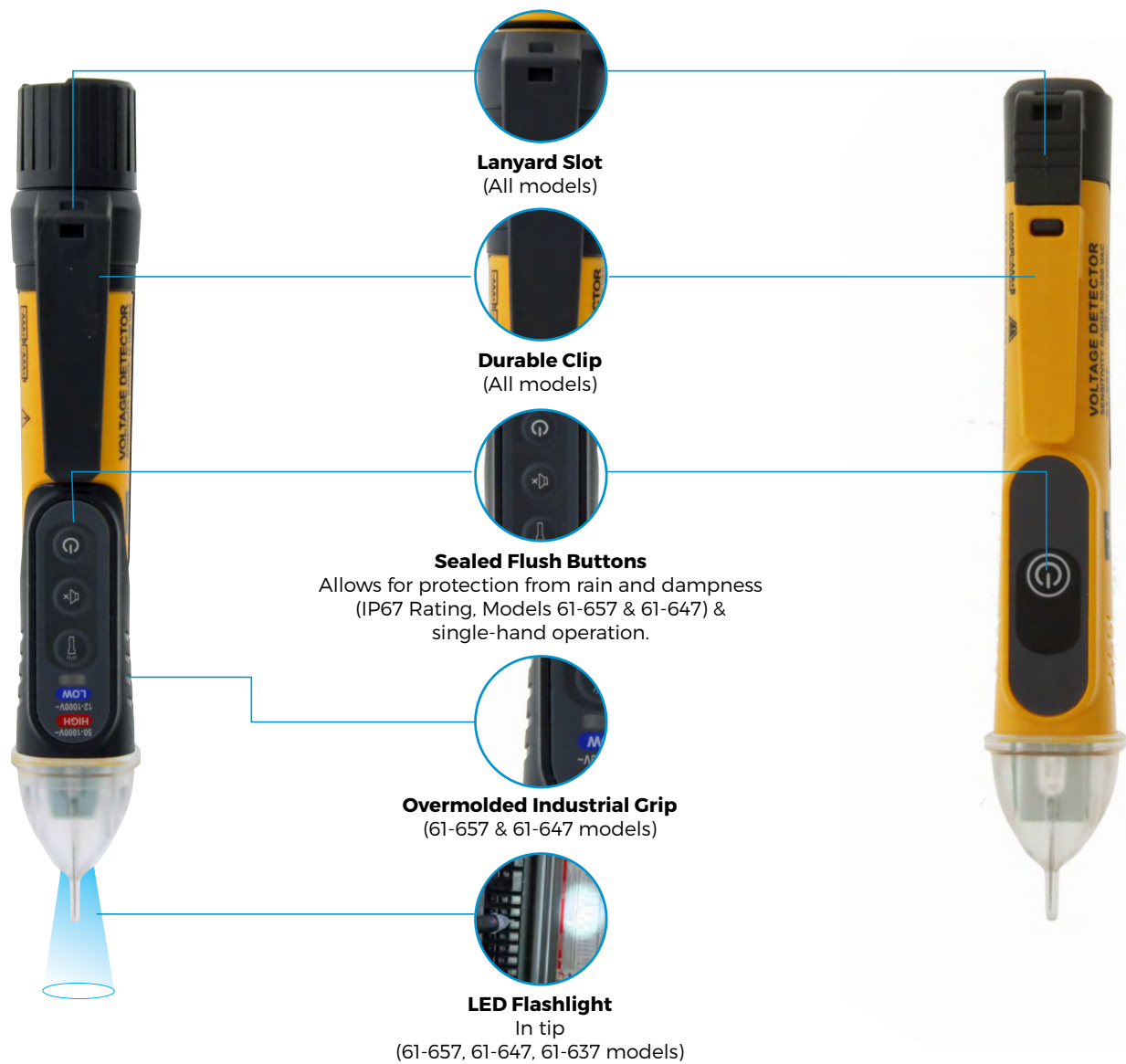


| RECEPTACLE TESTER SELECTION GUIDE |         |         |         |         |
|-----------------------------------|---------|---------|---------|---------|
|                                   |         |         |         |         |
|                                   | NEW     |         |         |         |
| FEATURES                          | 61-517  | 61-051  | 61-035  | 61-501  |
| Voltage Rating                    | 120V AC | 120V AC | 120V AC | 120V AC |
| Polarity Indication               | ✓       | ✓       | ✓       | ✓       |
| GFI Trip                          | ✓       | ✓       | —       | ✓       |
| UL Listed                         | ✓       | ✓       | ✓       | ✓       |
| Made in the USA                   | —       | ✓       | ✓       | —       |
| Premium Neon Lamps                | —       | ✓       | ✓       | ✓       |
| LCD Display                       | ✓       | —       | —       | —       |
| Warranty                          | 2-Year* | 2-Year* | 2-Year* | 1-Year  |

Specifications are subject to change without notice.

# NON-CONTACT VOLTAGE TESTERS

## FEATURES



# NON-CONTACT VOLTAGE TESTERS FEATURES



**61-657**  
Dual Range  
12 to 1000V AC  
NCVT w/Flashlight  
CAT IV 1000V



**61-647**  
Single Range  
50 to 1000V AC  
NCVT w/Flashlight  
CAT IV 1000V



**61-637**  
Single Range  
24 to 600V AC  
NCVT w/Flashlight  
CAT IV 600V



**61-627**  
Single Range  
50 to 600V AC  
NCVT  
CAT IV 600V


**Dual Range on 61-657 only.**




**Standard Voltage Range**  
Indicated by a Red LED



**Power On**  
Indicated by a Green LED







**Low Voltage Range**  
Indicated by a Blue LED



**Presence of Voltage**  
Indicated by a Flashing Red LED & Audible Tone



# NON-CONTACT VOLTAGE TESTERS FEATURES

| NON-CONTACT VOLTAGE TESTER SELECTION GUIDE |  NEW |  NEW |  NEW |  NEW |
|--|---|---|---|---|
|  | 61-657  | 61-647  | 61-637  | 61-627  |
| <b>FEATURES</b>                            |   |   |   |   |
| CAT Rating (Safety)                        | CAT IV 1000V  | CAT IV 1000V  | CAT IV 600V   | CAT IV 600V   |
| Listing                                    | cULus, CE, RCM  | cULus, CE, RCM  | cULus, CE, RCM  | cULus, CE, RCM  |
| Voltage Sensing Range                      | 12 - 1000V AC   | 50 - 1000V AC   | 24 - 600V AC  | 50 - 600V AC  |
| Dual Range                                 | ✓   | —   | —   | —   |
| Flashlight                                 | ✓   | ✓   | ✓   | —   |
| Drop Protection                            | 6.6 ft. (2m)  | 6.6 ft. (2m)  | 3.3 ft. (1m)  | 3.3 ft. (1m)  |
| Ingress Protection                         | IP67  | IP67  | —   | —   |
| Dual Range Sensitivity                     | ✓   | —   | —   | —   |
| Audible Indication                         | ✓   | ✓   | ✓   | ✓   |
| Audible Defeat                             | ✓   | ✓   | ✓   | —   |
| Visual Indication                          | Green On, Flashing Red  | Green On, Flashing Red  | Green On, Flashing Red  | Green On, Flashing Red  |
| Visual Range Indicator                     | Blue Low, Red High  | —   | —   | —   |
| Lanyard Compatible                         | ✓   | ✓   | ✓   | ✓   |
| Auto-Power Off (APO)                       | ✓   | ✓   | ✓   | ✓   |
| Low Battery Indication                     | ✓   | ✓   | ✓   | ✓   |
| Battery Type (Included)                    | 2 x 1.5V AAA  | 2 x 1.5V AAA  | 2 x 1.5V AAA  | 2 x 1.5V AAA  |
| Warranty                                   | 2-Year*   | 2-Year*   | 2-Year*   | 2-Year*   |

Specifications are subject to change without notice.

# INFRARED THERMOMETERS

## FEATURES



**61-847**  
Dual Laser Targeting  
12:1 Infrared Thermometer





**61-827**  
Single Laser Targeting  
10:1 Infrared Thermometer

**Overmolded Industrial Grip**



Complies with 21 CFR 1040.10 and 1040.11 except for conformance with IEC 60825-1 Ed. 3 as described in Laser Notice No. 56 dated May 8, 2019.

Specifications are subject to change without notice.

| INFRARED THERMOMETER<br>SELECTION GUIDE |  |  |
|---|---|--|
|   | 61-847  | 61-827   |
| <b>FEATURES</b>                         |   |  |
| Listing                                 | cULus   | cULus  |
| Certification                           | CLASS 2, IEC 60825-1:2014   | CLASS 2, IEC 60825-1:2014  |
| Wavelength                              | 630nm-670nm   | 630nm-670nm  |
| Output                                  | < 1mW   | < 1mW  |
| Listing                                 | cULs, CE  | cULs, CE   |
| Drop Protection                         | 6.6 ft. (2m)  | 3.3 ft. (1m)   |
| Optical Resolution (distance-to-spot)   | 12 : 1  | 10 : 1   |
| Measurement Range                       | -26° to 932°F (-32° to 500°C)   | -4° to 752°F (-20° to 400°C)   |
| Laser Targeting                         | Dual  | Single   |
| Auto Scan                               | ✓   | —  |
| Max/Min/Avg/Diff                        | ✓   | —  |
| High/Low Alarm                          | ✓   | —  |
| Data Hold                               | ✓   | ✓  |
| Lock-on (for continuous measurements)   | ✓   | —  |
| Emissivity                              | 0.10 - 1.00 Adjustable  | 0.95 Fixed   |
| Backlit Display                         | ✓   | ✓  |
| Display                                 | LCD   | LCD  |
| Auto Power-Off                          | ✓   | ✓  |
| Selectable Celsius / Fahrenheit         | ✓   | ✓  |
| Battery Type (Included)                 | 2 x 1.5V AAA  | 2 x 1.5V AAA   |
| Low Battery Indicator                   | ✓   | ✓  |
| Response Time                           | 250 ms  | 500 ms   |
| Spectral Response                       | 8 to 14μm   | 8 to 14μm  |
| Warranty                                | 2-Year*   | 2-Year*  |

# SPECIALTY TESTERS



**61-520**  
3-Phase Rotation  
Tester



**61-521**  
3-Phase Motor/Rotation  
Tester



**61-797**  
Insulation Tester  
w/PI, DAR



**61-795**  
Insulation Tester



**61-796**  
3-Pole Ground  
Resistance Tester



**61-920**  
Ground Resistance  
Clamp Meter



**61-686**  
Digital Light  
Meter



## SPECIALTY TESTERS FEATURES

### PHASE ROTATION SELECTION GUIDE



|                               | 61-520  | 61-521  |
|-------------------------------|---------|---------|
| <b>FEATURES</b>               |         |         |
| Motor Rotation                | —       | ✓       |
| Phase Rotation                | ✓       | ✓       |
| 120 to 600V AC                | ✓       | ✓       |
| Color Coded Leads             | ✓       | ✓       |
| Detachable Leads              | —       | ✓       |
| Warranty                      | 2-Year* | 2-Year* |
| <b>ACCESSORIES (Included)</b> |         |         |
| Test Leads                    |         | TL-521  |



**TL-521**  
Test Lead Set

### INSULATION TESTER SELECTION GUIDE



|                               | 61-795               | 61-797                      |
|-------------------------------|----------------------|-----------------------------|
| <b>FEATURES</b>               |                      |                             |
| Test Voltage                  | 250/500/<br>1000V DC | 50/100/250/500/<br>1000V DC |
| Voltage AC/DC                 | 0.1 - 600.0V         | 0.1 - 600.0V                |
| Continuity                    | 0.01 - 20.0 Ω        | —                           |
| Resistance                    | 0.01Ω - 200.0 Ω      | 0.01Ω - 40.00k<br>Ω         |
| Insulation Resistance         | Up to 4000M Ω        | Up to 20G Ω                 |
| Warranty                      | 2-Year*              | 2-Year*                     |
| <b>ACCESSORIES (Included)</b> |                      |                             |
| Test Leads                    | TL-795               | TL-795                      |
| Remote Probe                  | —                    | TL-797RP                    |



**TL-795**  
Test Lead Set  
w/Premium  
Alligator Clips

**TL-797RP**  
Remote Probe  
Test Lead Set

### GROUND ROD TESTING SELECTION GUIDE



|                                  | 61-796     | 61-920                   |
|----------------------------------|------------|--------------------------|
| <b>FEATURES</b>                  |            |                          |
| 3 Point Fall of Potential Method | ✓          | —                        |
| Clamp on Technique               | —          | ✓                        |
| Auto Ranging                     | —          | ✓                        |
| Measuring Range                  | 0 - 2000 Ω | 0 - 1200 Ω               |
| Ground Leakage Current           | —          | 100mA/1000mA/<br>15A/30A |
| Warranty                         | 2-Year*    | 2-Year*                  |
| <b>ACCESSORIES (Included)</b>    |            |                          |
| Test Leads                       | TL-796     | —                        |



**TL-796**  
Earth Resistance  
Lead Set

### LIGHT METER SELECTION GUIDE



|  | 61-686                                      |
|--|---|
| <b>FEATURES</b>                              |   |
| Four Measurement Ranges                      | Up to 20,000 Foot Candles or<br>200,000 Lux |
| Data and Max Hold Modes                      | ✓   |
| Auto Zero Adjust                             | ✓   |
| Low Battery Indication                       | ✓   |
| Auto Power Off                               | ✓   |
| Remote Sensor w/59"<br>attached Coiled Cable | ✓   |
| Warranty                                     | 2-Year*                                     |

Specifications are subject to change without notice.



# ACCESSORIES

NEW



**TL-532A**  
120V AC Circuit Breaker  
Finder Adapter Kit

NEW



**TL-757**  
Universal Test Leads  
& Alligator Clips


NEW



**UMHS-757**  
Universal Magnetic  
Hanging Strap  
(For use with 61-405, 61-415, 61-737,  
61-747, 61-757, 61-327, 61-337, 61-347,  
61-357, 61-547 & 61-557)



**TC-757**  
Thermocouple



**TL-521**  
Test Lead  
Set



**TL-796**  
Earth Resistance  
Lead Set



**TL-797RP**  
Remove Probe  
Test Lead



**TL-795**  
Test Leads w/  
Alligator Clips  
(premium)



**61-070**  
Standard Test Leads  
(for use with 61-076 & 61-065)



**TL-956**  
Test Lead Set



**F-347-357P**  
11A (1000V) & 600mA (1000V)  
Fuses for 61-347 & 61-357












































**F-337P**  
10A (600V) & 400mA (600V)  
Fuses for 61-337

# TEST LEAD SELECTION GUIDE

## for this **TESTER**

## use these **TEST LEADS**

|  |   |   |   |   |
|--|---|---|---|---|
| <b>61-065</b><br>Vol-Test® Voltage Tester<br><b>61-076</b><br>Vol-Con® Voltage/<br>Continuity Tester |    |    | <b>61-070</b><br>Standard<br>Vol-Con®<br>Test Leads         |   |
| <b>61-737   61-747   61-757</b><br>Digital Clamp Meters  |    |    | <b>TL-757</b><br>Test Lead<br>Set                           |  <b>UMHS-757</b><br>Magnetic Strap                  |
| <b>61-405   61-415</b><br>Digital Split Jaw<br>Meters  |    |    | <b>TL-757</b><br>Test Lead<br>Set                           |  <b>UMHS-757</b><br>Magnetic Strap                  |
| <b>61-557</b><br>Voltage Tester  |    |    | <b>TL-757</b><br>Test Lead<br>Set                           |  <b>UMHS-757</b><br>Magnetic Strap                  |
| <b>61-521</b><br>3-Phase/Motor Rotation<br>Tester  |    |    | <b>TL-521</b><br>Test Lead Set                              |   |
| <b>61-327   61-337</b><br><b>61-347   61-357</b><br>Digital<br>Multimeters                           |   |  | <b>TL-757</b><br>Test Lead<br>Set                           |  <b>UMHS-757</b><br>Magnetic Strap                |
| <b>61-744</b><br>Clamp-Pro™ 600A<br>Clamp Meter  |  |  | <b>TL-757</b><br>Test Lead<br>Set                           |  <b>UMHS-757</b><br>Magnetic Strap              |
| <b>61-765</b><br>660A Clamp Meter<br><b>61-775</b><br>1000A Clamp Meter                              |  |  | <b>TL-757</b><br>Test Lead<br>Set                           |    |
| <b>61-795</b><br>Insulation Tester   |  |  | <b>TL-795</b><br>Test Leads w/Alligator<br>Clips Premium    |   |
| <b>61-796</b><br>3-Pole Ground<br>Resistance Tester  |  |  | <b>TL-796</b><br>Earth Resistance<br>Lead Set               |   |
| <b>61-797</b><br>Insulation Tester   |  |  | <b>TL-795</b><br>Test Leads<br>w/Alligator Clips<br>Premium |  <b>TL-797RP</b><br>Remote Probe<br>Test Lead  |
| <b>TR-955</b><br>Transmitter for<br>SureTrace™ Circuit<br>Tracers                                    |  |  | <b>TL-956</b> Test Lead Set                                 |   |

# CARRYING CASES



**61-179**  
Nylon Carrying  
Case



**C-90**  
Nylon Carrying  
Case



**C-290**  
Nylon Carrying  
Case



**C-760**  
Nylon Carrying  
Case



**C-770**  
Nylon Carrying  
Case



**C-357**  
Nylon Carrying  
Case

NEW



**C-757**  
Nylon Carrying  
Case

NEW

|                 |  | VOLTAGE TESTERS |        |  | 160    | 300    |        |        |        | 400    |        | 700    |        |        |        | 740    | 770    | 790    |
|-----------------|--|-----------------|--------|--|--------|--------|--------|--------|--------|--------|--------|--------|--------|--------|--------|--------|--------|--------|
|                 |  | 61-065          | 61-076 |  | 61-164 | 61-327 | 61-337 | 61-347 | 61-357 | 61-405 | 61-415 | 61-727 | 61-737 | 61-747 | 61-757 | 61-744 | 61-775 | 61-797 |
| Selection Guide |  |                 |        |  |        |        |        |        |        |        |        |        |        |        |        |        |        |        |
| 61-179          | Nylon Carrying Case<br>Size: 8"x3"x1.5"<br>(215mmx76mmx38mm)         |                 |        |  | •      |        |        |        |        |        |        |        |        |        |        |        |        |        |
| C-90            | Nylon Carrying Case<br>Size: 8.4"x3.1"x1.1"<br>(213mmx79mmx28mm)     | •               | •      |  |        |        |        |        |        |        |        |        |        |        |        | •      |        |        |
| C-290           | Nylon Carrying Case<br>Size: 8.25"x4.5"x2.0"<br>(215mmx115mmx55mm)   |                 |        |  |        |        |        |        |        |        |        |        |        |        |        |        |        | •      |
| C-357           | Nylon Carrying Case<br>Size: 8.5"x5.74"x2.5"<br>(210mmx125mmx55mm)   |                 |        |  |        | •      | •      | •      | •      |        |        |        |        |        |        |        |        |        |
| C-760           | Nylon Carrying Case<br>Size: 9.1"x3.8"x1.5"<br>(232mmx95mmx38mm)     |                 |        |  |        |        |        |        |        |        |        |        |        |        |        | •      |        |        |
| C-757           | Nylon Carrying Case<br>Size: 10.5"x4.5"x2.5"<br>(280mmx110mmx55mm)   |                 |        |  |        |        |        |        |        | •      | •      | •      | •      | •      | •      |        |        |        |
| C-770           | Nylon Carrying Case<br>Size: 11.25"x4.5"x2.25"<br>(280mmx110mmx52mm) |                 |        |  |        |        |        |        |        |        |        |        |        |        |        |        | •      |        |

# REPLACEMENT PARTS SELECTION GUIDE

| SELECTION GUIDE |  |             |  | 060    | 070    | 300    |        |        |        |        |        | 400    | 500    |        |        |        |        | 730    | 740    | 750    | 760    | 770    | 790    | 950    |        |
|-----------------|--|-------------|--|--------|--------|--------|--------|--------|--------|--------|--------|--------|--------|--------|--------|--------|--------|--------|--------|--------|--------|--------|--------|--------|--------|
|                 |  |             |  | 61-065 | 61-076 | 61-327 | 61-337 | 61-340 | 61-342 | 61-347 | 61-357 | 61-486 | 61-521 | 61-532 | 61-534 | 61-547 | 61-557 | 61-737 | 61-744 | 61-747 | 61-757 | 61-765 | 61-775 | 61-795 | 61-796 |
| FUSES           |  |             |  |        |        |        |        |        |        |        |        |        |        |        |        |        |        |        |        |        |        |        |        |        |        |
| F-105           | 1A (600V)                              | 10.3 x 35mm |  |        |        |        |        |        |        |        |        |        |        |        |        |        |        |        |        |        |        |        |        |        |        |
| F-340           | 0.5A (500V)                            | 6.35 x 32mm |  |        | •      |        |        |        |        |        |        |        |        |        |        |        |        |        |        |        |        | •      |        |        |        |
| F-341           | 10A (1000V)                            | 10 x 38mm   |  |        | •      |        |        |        |        |        |        |        |        |        |        |        |        |        |        |        |        |        |        |        |        |
| F-337P          | 400mA (600V)                           | 6.5 x 32mm  |  | •      |        |        |        |        |        |        |        |        |        |        |        |        |        |        |        |        |        |        |        |        |        |
|                 | 10A (600V)                             | 10 x 38mm   |  |        |        | •      |        |        |        |        |        |        |        |        |        |        |        |        |        |        |        |        |        |        |        |
| F-347-357P      | 600mA (1000V)                          | 6.5 x 32 mm |  |        |        |        |        | •      |        |        |        |        |        |        |        |        |        |        |        |        |        |        |        |        |        |
|                 | 11A (1000V)                            | 10 x 38mm   |  |        |        |        |        | •      |        |        |        |        |        |        |        |        |        |        |        |        |        |        |        |        |        |
| F-497           | 600mA (1000V)                          | 10 x 35mm   |  |        |        |        |        |        |        | •      |        |        |        |        |        |        |        |        |        |        |        |        |        |        |        |
| F-498           | 11A (1000V)                            | 10 x 38mm   |  |        |        |        |        |        |        | •      |        |        |        |        |        |        |        |        |        |        |        |        |        |        |        |
| F-797           | 315mA (1000V)                          | 5 x 32mm    |  |        |        |        |        |        |        |        |        |        |        |        |        |        |        |        |        |        |        |        |        | •      |        |
| BATTERIES       |  |             |  |        |        |        |        |        |        |        |        |        |        |        |        |        |        |        |        |        |        |        |        |        |        |
|                 | AA                                     |             |  |        |        |        |        |        |        |        |        |        |        |        |        |        |        |        |        |        |        | •      | •      | •      | •      |
| —               | 1.5V (AAA)                             |             |  | •      | •      |        |        | •      |        |        |        |        |        | •      | •      | •      | •      | •      | •      |        |        |        |        |        |        |
| —               | 9V                                     |             |  |        |        |        |        |        |        |        | •      | •      | •      |        |        |        |        |        |        | •      | •      |        |        |        |        |
|                 | LR44                                   |             |  |        |        |        |        |        |        |        |        |        |        |        |        |        |        |        |        |        |        |        |        |        |        |
| TEST LEADS      |  |             |  |        |        |        |        |        |        |        |        |        |        |        |        |        |        |        |        |        |        |        |        |        |        |
| TL-796          | Earth Resistance Lead Set              |             |  |        |        |        |        |        |        |        |        |        |        |        |        |        |        |        |        |        |        |        | •      |        |        |
| TL-797RP        | Remote Probe Test Lead                 |             |  |        |        |        |        |        |        |        |        |        |        |        |        |        |        |        |        |        |        |        |        | •      |        |
| 61-070          | Standard Test Leads                    |             |  |        |        |        |        |        |        |        |        |        |        |        |        |        |        |        |        |        |        |        |        |        |        |
| TL-757          | Universal Test Leads & Alligator Clips |             |  | •      | •      |        |        | •      |        |        |        |        |        | •      | •      | •      | •      | •      | •      | •      | •      |        |        |        |        |
| TL-521          | Test Lead Set                          |             |  |        |        |        |        |        |        |        | •      |        |        |        |        |        |        |        |        |        |        |        |        |        |        |
| TL-795          | Test Leads w/Alligator Clips (Premium) |             |  |        |        |        |        |        |        |        |        |        |        |        |        |        |        |        |        |        |        |        |        | •      |        |
| TL-956          | Test Lead Set                          |             |  |        |        |        |        |        |        |        |        |        |        |        |        |        |        |        |        |        |        |        |        |        | •      |



# SAFETY IN THE FIELD

## IEC (International Electrotechnical Commission) Category Ratings



**Category I** – The signal level for telecommunications, electronic and other low-energy equipment with transient limiting protection. Peak impulse transient range is 600-4,000 volts with 30 ohm source.



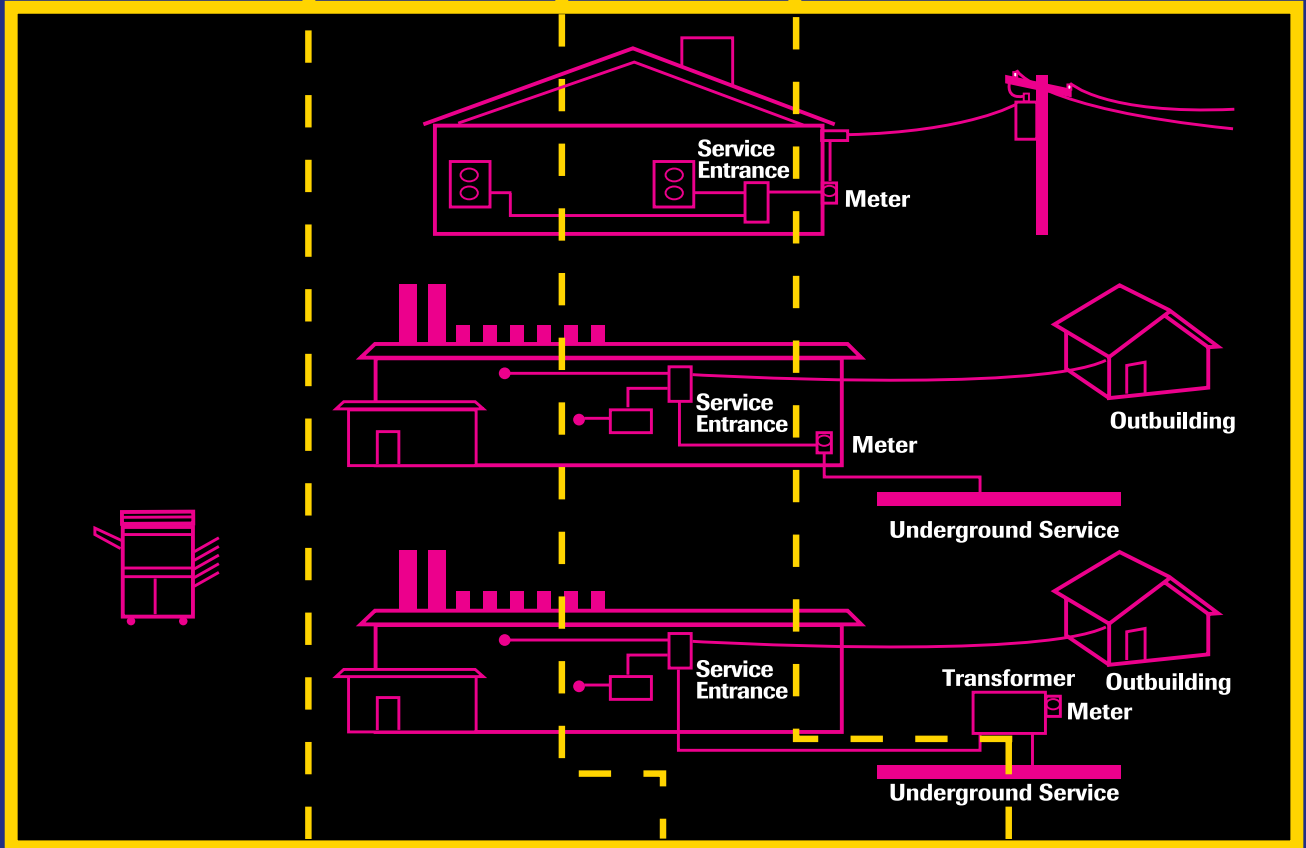
**Category II** – The local level for fixed and non-fixed powered devices including appliances, lighting and portable equipment. Outlets located more than 30 feet from CAT III sources and 60 feet from CAT IV sources. Peak impulse transient range is from 600-6,000 volts with a 12 ohm source.



**Category III** – The distribution level for fixed primary feeders or branch circuits. Circuits that are separated from CAT IV sources by at least one level of transformer isolation. Peak impulse transient range is 600-8,000 volts with a 2 ohm source.



**Category IV** – The primary supply level for the highest levels of transient over voltage. Includes the utility service both outside and at the service entrance, service drop from the pole to the building, overhead line to remote buildings, and underground line to a well pump. Peak impulse transient range is 600-12,000 volts with less than a 1 ohm source.



### **CAT I Copiers**

- Electronic equipment
- Low energy equipment with transient limiting protection

### **CAT II Appliances, PCs, TVs**


- Outlets and long branch equipment
- All outlets at more than 10m (30 ft) from Category III source
- All outlets at more than 20m (60 ft) from Category IV source

### **CAT III MC Panels**

- Feeders and short branch circuits
- Distribution panel devices
- Heavy appliance outlets with “short” connections to service entrance

### **CAT IV Exterior Transformers, Meters**

- Outside and service entrance
- Service drop from pole to building
- Overhead line to detached building
- Underground line to well pump



A DIVISION OF



4/21 Printed in U.S.A.  
Form No. F-604S  
©2021 IDEAL INDUSTRIES, INC.

Find Quality Products Online at:

[www.GlobalTestSupply.com](http://www.GlobalTestSupply.com)

[sales@GlobalTestSupply.com](mailto:sales@GlobalTestSupply.com)