

## TC/TS Series

### Ceiling Mounted Temperature Sensors

### Product Overview

TC and TS ceiling mounted temperature sensors monitor the temperature of the air in a room. The design is ideal for large open spaces, such as open office environments. The TC comes with a variable length temperature probe, and the TS has a recessed design. Both models have resistive outputs compatible with building control systems. Both models are warranted for a period of five years.

### NOTICE

- This product is not intended for life or safety applications.
- Do not install this product in hazardous or classified locations.
- Read and understand the instructions before installing this product.
- Turn off all power supplying equipment before working on it.
- The installer is responsible for conformance to all applicable codes.

No responsibility is assumed by Veris Industries for any consequences arising out of the use of this material.

### Product Identification

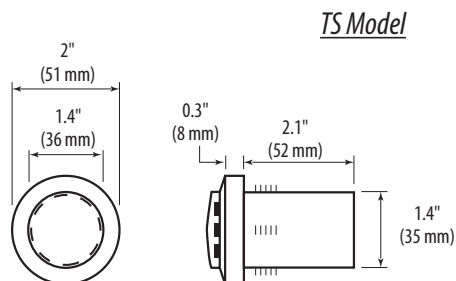
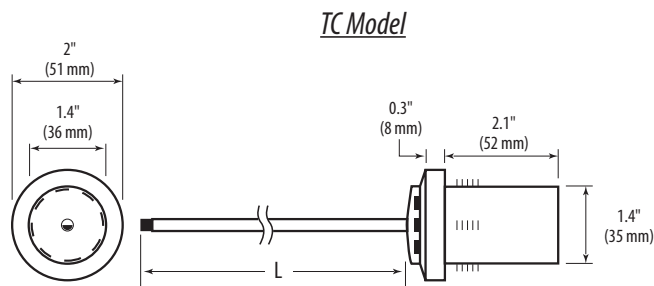
Probe Length	Sensor Type	Cal Certificate
TC		
B = 4" (102mm)	B = 100R platinum, RTD	N = 1800 ohm, Thermistor
C = 6" (152mm)	C = 1k platinum, RTD	R = 10k US, Thermistor
D = 8" (203mm)	D = 10k T2, Thermistor	S = 10k 3A221, Thermistor
E = 12" (305mm)	E = 2.2k, Thermistor	T = 100k, Thermistor
F = 18" (457mm)	F = 3k, Thermistor	U = 20k "D", Thermistor
G = 24" (610mm)	G = 10k CPC, Thermistor	W = 10k T2 high accuracy, Thermistor
	H = 10k T3, Thermistor	Y = 10k T3 high accuracy, Thermistor
	J = 10k Dale, Thermistor	Z = 10k E1, Thermistor
	K = 10k w/11k shunt, Thermistor	CC = 15k, Thermistor
	M = 20k NTC, Thermistor	

Sensor Type	Cal Certificate
TS	
B = 100R platinum, RTD	N = 1800 ohm, Thermistor
C = 1k platinum, RTD	R = 10k US, Thermistor
D = 10k T2, Thermistor	S = 10k 3A221, Thermistor
E = 2.2k, Thermistor	T = 100k, Thermistor
F = 3k, Thermistor	U = 20k "D", Thermistor
G = 10k CPC, Thermistor	W = 10k T2 high accuracy, Thermistor
H = 10k T3, Thermistor	Y = 10k T3 high accuracy, Thermistor
I = 1k Balco (Nickel-iron) RTD	Z = 10k E1, Thermistor
J = 10k Dale, Thermistor	CC = 15k, Thermistor
K = 10k w/11k shunt, Thermistor	
M = 20k NTC, Thermistor	

### Specifications

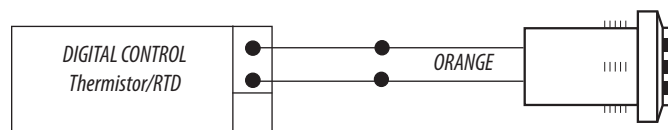
<b>Wiring</b>	22 AWG; 2-wire RTD/Thermistor
<b>Housing</b>	White ABS Plastic (Black plastic available for TS, consult factory)

## Dimensions



## Installation

1. Drill a mounting hole using a 1 3/8" hole saw (1" conduit, electrical trade).
2. Pull the wires through the junction box or receptacle and connect them to the TC or TS device.



3. Press fit the TC/TS housing into the ceiling.