

UTILITY TOOLS

SPIKE MARKER

TESTING | TROUBLESHOOTING | ACCURACY

Introducing “Spike”

Spike Markers are designed for marking objects buried in soil up to one meter (3.3ft) deep, or even slightly more. This covers most utilities’ “distribution” ducts and similar applications such as cable TV drops, fiber drops, traffic light control cables, or power, gas, and district heating lines to properties. Spikes are ideal for bore-holes in concrete or asphalt, or shallow, narrow ducts.

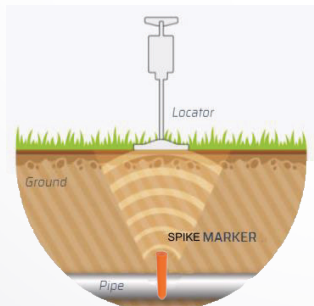
Why Spike Markers?

Electronic marker systems save time and money while boosting safety and efficiency. Electronically marked utilities are much easier to accurately locate. This is especially true of “non-conductive” and “non-ferrous” cables, pipes, and ducts. Spike markers are ideal for marking key points in networks such as tees, valves, overgrown junction boxes, and more. This improves the safety of workers, the public, and the underground plant itself. Investing in additional marking eliminates the need for costly utility strikes and saves hours of unnecessary digging by pinpointing underground applications.

Performance

Spike markers utilize high-density polyethylene, ensuring impermeability to water and matching the lifespan of the equipment they are buried alongside. Compatible with virtually all marker locators and available with industry-standard frequencies and color combinations, Spikes offer easy identification. For optimal versatility, use the Tempo EML-100 locator, which scans ALL marker frequencies in one pass.

If mounted vertically Tempo Spikes are detectable to greater than 1.0 m (3.3 ft) depth with EML-100. If the soil becomes disturbed and the marker becomes horizontal or is installed horizontally, Tempo Spikes remain detectable up to 0.6 m (2 ft).



Follow us on Social Media
[@TempoComms](#)



TEMPO
COMMUNICATIONS

Renewed Vision. Innovation Forward.

Find Quality Products Online at:










www.GlobalTestSupply.com

sales@GlobalTestSupply.com

Specifications:

Case	High density polyethylene
Identification	By color
Vertical Range	1.0m deep (3.3 ft)
Design Service Life	More than 50 years
Detection Field	Dipole magnetic field
Marker Diameter	19.8 mm (.78 in)
Marker Length	89mm (3.5 in)
Weight	.07 lb (.03 kg)/ 3.7 lbs (1.7 kg) per carton of 50
External Materials	High density polyethylene. Marker is waterproof and resistant to acids, alkalis and solvents. The same material as used for the majority of underground plant and accessories.

Ordering Information:

APPLICATION	COLOR	FREQUENCY	SPIKE MODEL #
Non-Potable Water	Purple 	66.4 kHz	SM11
Cable TV	Orange Black 	77.0 kHz	SM12
Gas	Yellow 	83.0 kHz	SM13
Fiber Optic	Yellow Black 	92.0 kHz	SM14*
Telephone	Orange 	101.4 kHz	SM15*
Sanitary	Green 	121.6 kHz	SM16
Europower	Blue Red 	134.0 kHz	SM17
Water	Blue 	145.7 kHz	SM18
Power	Red 	169.8 kHz	SM19

*Fiber Optic version (SM24) and Telephone version (SM25) available with 7mm coupler cap for attachment to microducts with compatible coupler.

Accessories:

MODEL	DESCRIPTION
SMFIX	SPIKE MARKER FIXING KIT (HOLDER AND CABLE TIE)
SMAD1	SPIKE MARKER 7MM & 10MM SOFT DUCT ADAPTOR

Spike Markers and accessories are ordered by the case, with 50 to the case. Minimum order is one case. Available for all standard utilities. The Spike Markers are available in all industry standard colors and frequencies, to suit multiple utility applications.

SPIKE MARKER



Coupler Cap



Soft Duct Adaptor



Example of use with
DUCT COUPLER

FIXING KIT



TEMPO
COMMUNICATIONS

Renewed Vision. Innovation Forward.

an ISO 9001 / AS 9100 D (AS9104/1 Issue 2012-01) Company



Follow us on Social Media

Find Quality Products Online at:

www.GlobalTestSupply.com

sales@GlobalTestSupply.com