



SERIES RPME | ROOM PRESSURE MONITOR



FEATURES/BENEFITS

- 2 SPDT relays allow for local alarming and alarming to control system
- Automatic or manual alarm reset
- Visual LED alarms provide immediate local alert allowing corrective action to be taken quicker to eliminate the problem from becoming widespread
- Stores peak and valley process readings
- Same installation diameter as Magnehelic® gage which simplifies field upgrade to RPME room pressure monitor
- Password protected setup menu ensures no errors by untrained personnel

APPLICATIONS

- Clean manufacturing areas
- Clean rooms
- Research labs
- Vivariums

DESCRIPTION

The **Series RPME Room Pressure Monitor** is designed for low differential pressure applications that require stringent pressure monitoring and alarming. The Series RPME can be configured to monitor positive or negative pressure in protected environments and clean manufacturing areas. The RPME room pressure monitor is a complete system with a fixed segment LCD which enables access to pressure, security, calibration, and alarm setup. The RPME room pressure monitor has a brushed stainless steel bezel that allows for easy cleaning.

The RPME has built-in status indication LEDs that will appear green when within the user-defined pressure set range and will appear orange when outside of the pressure set range. 2 SPDT independent control relays with adjustable deadbands are also provided along with a 4-20 mA process output.

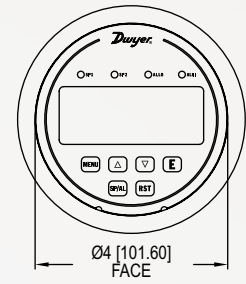
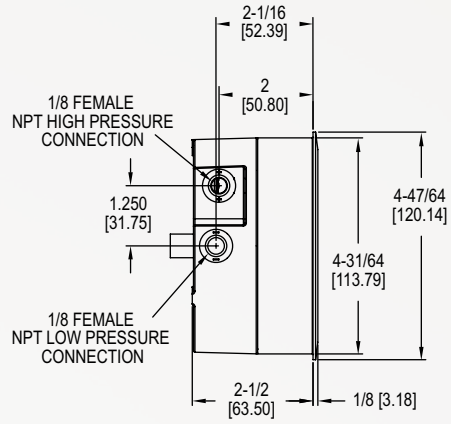
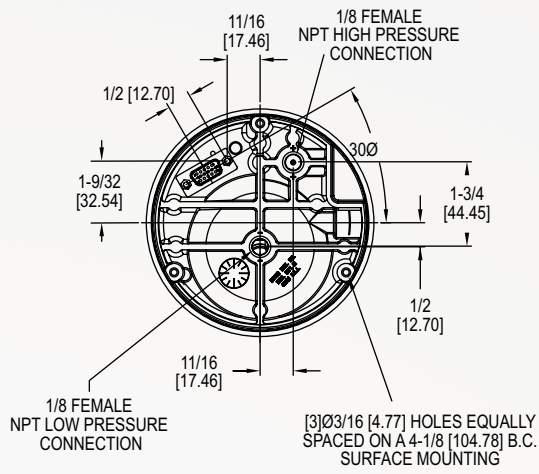
SPECIFICATIONS

Service	Air and non-combustible, compatible gases.
Measurement Technology	Piezoresistive.
Wetted Materials	Consult factory.
Housing Material	Die cast aluminum case and SS bezel.
Accuracy	±0.5% RSS (includes non-linearity: ±0.49%, hysteresis: ±0.05% and non-repeatability: ±0.05%), or ±1% RSS (includes non-linearity: ±0.99%, hysteresis: ±0.05% and non-repeatability: ±0.05%).
Pressure Limits	Ranges 0.5 and 1.0 in w.c: 9 psi; Ranges 2.5 and 5 in w.c. : 1.5 psi.
Temperature Limits	32 to 140°F (0 to 60°C).
Compensated Temperature Limits	32 to 140°F (0 to 60°C).
Thermal Effects	0.02%/°F (0.036%/°C) from 77 °F (25 °C).
Power Requirements	12-28 VDC, 12-28 VAC 50 to 400 Hz.
Power Consumption	3 VA max.
Output Signal	4-20 mA DC into 900 Ω max.
Zero and Span Adjustments	Accessible via menus.
Response Time	8 ms.
Display	Backlit 4 digit LCD 0.4" height LED indicators for set point and alarm status.
Electrical Connections	15 pin male high density D-sub connection. 18" (46 cm) cable with 10 conductors included.
Process Connections	1/8" female NPT. Side or back connections.
Mounting Orientation	Mount unit in vertical plane. Size: 4-3/4" (120.7 mm) OD x 2-21/32 (67.5 mm).
Weight	1.75 lb (794 g).

SWITCH SPECIFICATIONS

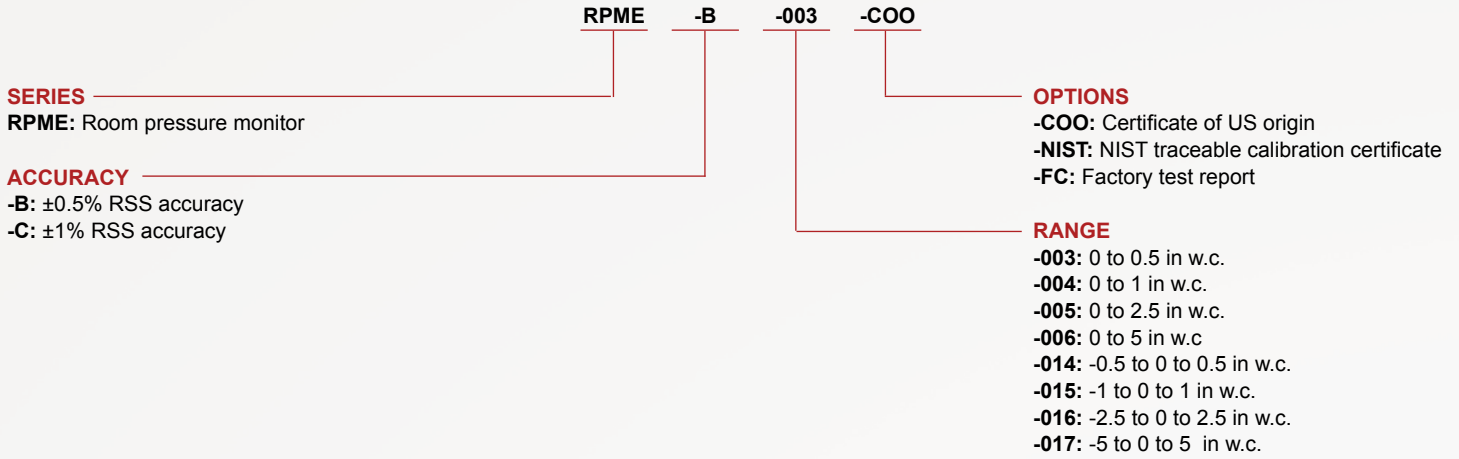
Switch Type	2 SPDT relays.
Electrical Rating	1 A @ 30 VAC/VDC.
Set Point Adjustment	Adjustable via keypad on face.

DIMENSIONS



HOW TO ORDER

Use the **bold** characters from the chart below to construct a product code.



ACCESSORIES

Model	Description
A-220	Clear flexible vinyl tubing is easily inspected, and is therefore best for test applications where a possibility of fluid entering the tubing exists. 3/16" ID x 5/16" OD, lengths to 500'; 45 psi maximum pressure @ 73°F.
A-285	Remote alarm annunciator with visible/audible alarm and acknowledge switch
A-299	Mounting bracket flush mount Magnehelic® gage in bracket. Bracket is then surface mounted. Steel with gray hammertone epoxy finish. 6.3" x 7.7" x 4.0", 1.30 lb
A-300	Flat aluminum bracket for flush mounting
A-417A	Static pressure pickup. For use in clean rooms, 60 micron filter picks up static pressure. SSwall plate fits 2" x 4" electrical box. Sealed with foam gasket, screws included. Barbed brass fitting holds 1/8" to 3/16" ID tubing.
A-418A	Static pressure pickup. Room mount with Delta Style plastic enclosure fits 2" x 4" electrical box. Fine mesh screen hides static pressure pickup port. Clean connection to 1/8" to 3/16" I.D. tubing and pressure sensor. Sealed with foam gasket, screws included.
A-465	Flush mount space pressure sensor, white plastic

