

# PDA6909

## 2" Pipe Mounting Kit for PD9000-ENC ConsoliDator+ Enclosures



### KEY FEATURES

- Mounts PD9000-ENC ConsoliDator+ Steel and Plastic Enclosures to 1.5" or 2" Pipe
- Suitable for Vertical Pipes
- All Necessary Hardware Provided
- Zinc Plated Steel or Stainless Steel

### OVERVIEW

The PDA6909 provides a convenient way to mount Precision Digital PD9000-ENC ConsoliDator+ enclosures to vertical 1.5" or 2" pipes. The mounting kit is available in zinc plated steel or stainless steel and includes all necessary hardware to mount the ConsoliDator+ controller.

### MOUNTING INSTRUCTIONS

1. Attach the two mounting plates to the enclosure with the provided hardware.
  - a. The mounting holes on the steel enclosures are found on the flanges at the top and bottom of the enclosure. The mounting holes for the plastic enclosure are located on each corner of the backside of the enclosure.
  - b. Refer to Figure 3 for the location of the holes on the plates for vertical pipe mounting.
2. Mount the two plates to the pipe with the provided U-bolts and hardware.

### CONTENTS

- All hardware zinc plated steel or stainless steel
- Two 13 gauge mounting plates
- Four (each) bolts, washers, lock washers & nuts to mount PD9000-ENC ConsoliDator+ Enclosure to plates
- Two U-bolts and four (each) washers, lock washers & nuts to mount plates to pipe




Figure 1. PDA6909 Pipe Mounting Kit Contents

### MOUNTING (Rear View)



Figure 2. Rear View of PDA6909 Pipe Mounting Kit

### MOUNTING HOLES LOCATION

Hole ID	Mount Orientation	Enclosure Model
1	Vertical Pipe	PDA1939, PDA2929, and PDA3939
2	Vertical Pipe	PDA1909, PDA2909, and PDA2919
3	Vertical Pipe	Slots for U-Bolt (All Models)

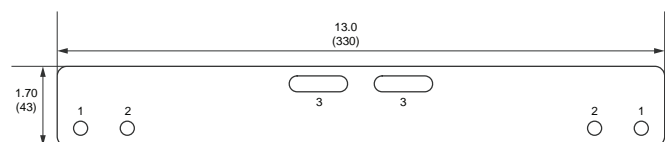


Figure 3. Hole Location Table & Dimension Drawing: Inches (mm)

# PDA6909 2" Pipe Mounting Kit for PD9000-ENC ConsoliDator+ Enclosures

## DRAWINGS

### Mounting for Plastic Enclosures

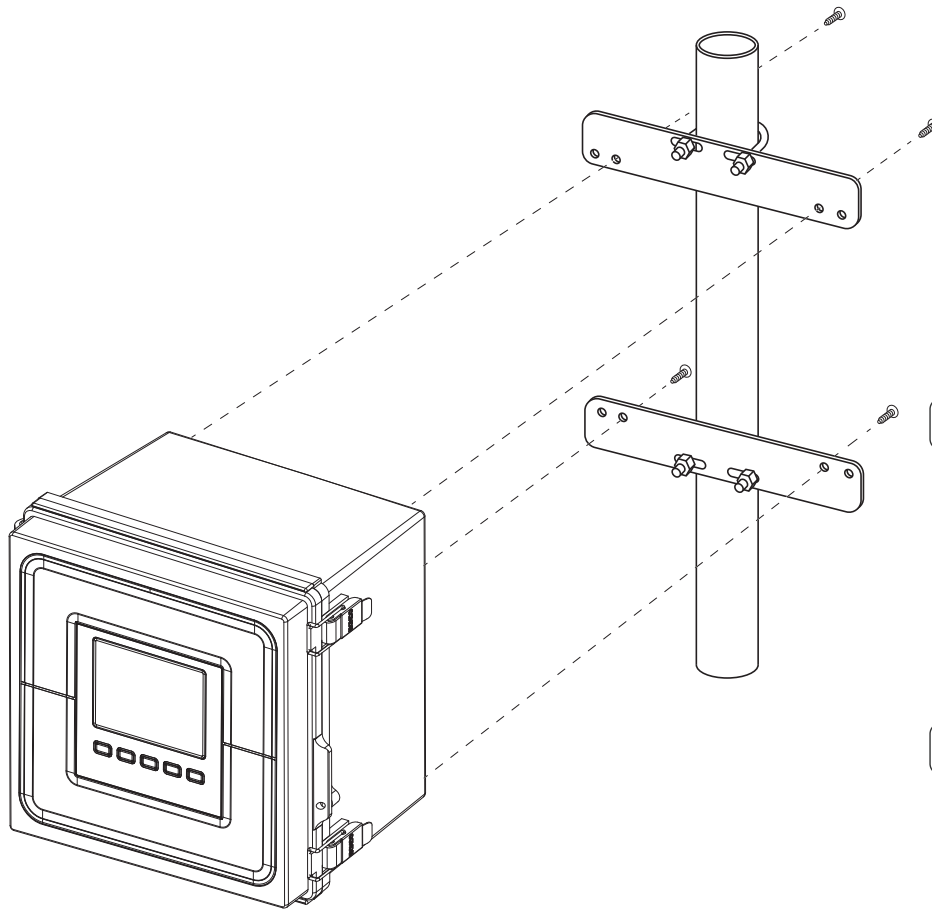


Figure 4. PDA1909 enclosure mounted to 2" pipe with PDA6909 pipe mounting kit. Note: Other plastic enclosures use the outer holes on the pipe mounting kit.

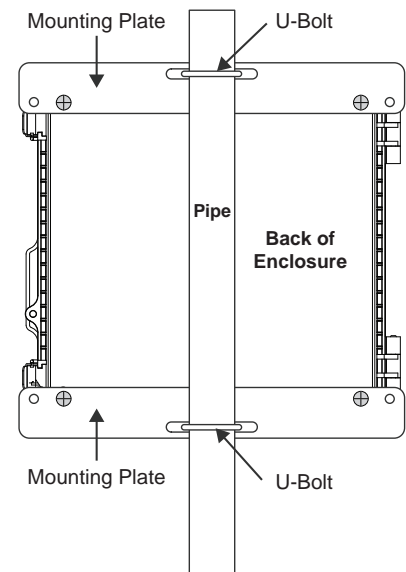


Figure 5. Back view of the PDA1909 enclosure mounted to 2" pipe with PDA6909 pipe mounting kit. Note: Other plastic enclosures use the outer holes on the pipe mounting kit.

# PDA6909 2" Pipe Mounting Kit for PD9000-ENC ConsoliDator+ Enclosures

## Mounting for Steel Enclosures

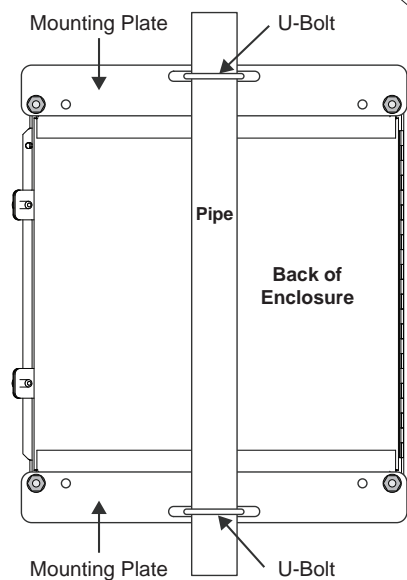


Figure 6. Back view of the PDA2929 enclosure mounted to 2" pipe with PDA6909 pipe mounting kit. Note: Other steel enclosures use the inner holes on the pipe mounting kit.

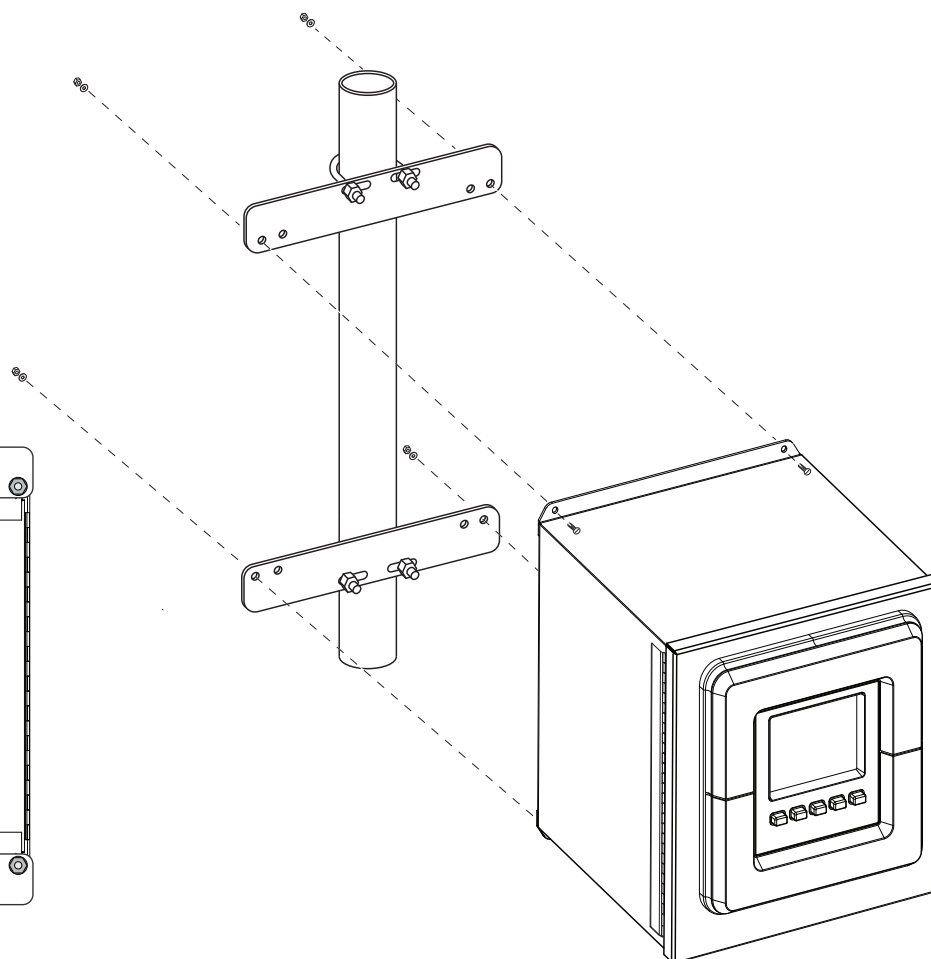


Figure 7. PDA2929 enclosure mounted to 2" pipe with PDA6909 pipe mounting kit. Note: Other steel enclosures use the inner holes on the pipe mounting kit.

## ORDERING INFORMATION

Model	Description	Plate Dimensions Inch (mm)	Weight lb (kg)
PDA6909	Steel Pipe Mount Kit for PD9000-ENC ConsoliDator+ Enclosures	13.0 x 1.70 x 0.90 (330 x 43 x 23)	1.50 (0.68)
PDA6909-SS	Stainless Steel Pipe Mount Kit for PD9000-ENC ConsoliDator+ Enclosures	13.0 x 1.70 x 0.90 (330 x 43 x 23)	1.50 (0.68)

The PDA6909 may be used to mount the following PD9000-ENC enclosures to 1.5" or 2" pipes:

- PDA1909
- PDA2909
- PDA1939
- PDA2919
- PDA3939
- PDA2929



### WARNING

Cancer and Reproductive Harm - [www.P65Warnings.ca.gov](http://www.P65Warnings.ca.gov)

LIM6909\_A 01/21

PRECISION DIGITAL CORPORATION



Find Quality Products Online at:

[www.GlobalTestSupply.com](http://www.GlobalTestSupply.com)

[sales@GlobalTestSupply.com](mailto:sales@GlobalTestSupply.com)