

# PDA2700

Steel NEMA 4 Enclosures for 1/8 DIN Digital Panel Meters



Download free 3-D CAD files of these enclosures to simplify your drawings!

[predig.com/documentation-cad](http://predig.com/documentation-cad)

PDA2704-1 Enclosure Shown with a ProVu Meter and MOD-LH Light / Horn and Reset Button.

*Meter & MOD-LH Sold Separately. Assembly Required.*



## FEATURES

- House up to 6 Meters
- 16-Gauge Type 304 Steel
- 14-Gauge Type 304 Steel
- 1/8 DIN Cutout(s) Pre-Cut
- Horizontal, Vertical, or No Cutouts
- NEMA 4, 12 and 13
- Cover Secured with Screwed Latches
- Hinged Door
- Meter Mounted in Cover
- Sub-Panels Available
- Mounting Holes Integral to Enclosure
- PDA1024-01 24 VDC Power Supply Available
- UL Listed, CSA Certified
- Light / Horn & Reset Button

## OVERVIEW

The PDA2700 series of steel NEMA 4X enclosures for 1/8 DIN Digital Panel Meters provide a convenient way to mount up to six Precision Digital meters to walls and other vertical structures. Many of these enclosures also have room for additional devices like a light / horn and a 24 V transmitter power supply. These enclosures come pre-cut with horizontal or vertical 1/8 DIN cutouts or they can be ordered with no cutouts. The meters are mounted in the door of the enclosure thus allowing for programming and operation of the meter. No additional mounting hardware other than screws is needed. The door is hinged and secured with latches. Enclosures, meters and accessories are ordered and packaged separately.

**PRECISION  
DIGITAL** ÷

**PRECISION DIGITAL CORPORATION**

Find Quality Products Online at: [www.GlobalTestSupply.com](http://www.GlobalTestSupply.com)

[sales@GlobalTestSupply.com](mailto:sales@GlobalTestSupply.com)

# PDA2700 Steel NEMA 4 Enclosures

## WALL MOUNTING

The PDA2700 enclosures include integral mounting flanges attached at the top and bottom of the enclosure that can be used to mount the enclosures to a wall.



Mounting flange  
for wall mounting

## COVER SECURING METHOD

The cover is secured in place with screwed latches.



## ENCLOSURE SELECTION UTILITY

This utility simplifies the selection process of the right enclosure for your application based on the number and type of meters to be installed in the enclosure.

### STEP 1. Select number of meters

#### Step 1:

How many meters do you need to house? - select - 1

Finished assembly of these enclosures is done at the time of the order. As such, acknowledged orders are non-cancelable and the product is non-returnable.

### STEP 2. Select cutout configuration

#### Step 2:

Please use the graphics below to select the cutout configuration for your 4 Precision Digital products


4 Horizontal Openings



4 Vertical Openings



3 Horizontal Openings  
1 Vertical Opening



### STEP 3. Select type of meters

#### Step 3:

Select which type of meter you will be installing into the enclosure.

You can view more details about a particular product by moving your mouse over the pictures below.



### STEP 4. Choose from results

#### Enclosure Selection Utility Results

SKU	Description	Stock	Lead Time	Price
PDA2700	PDA2700 Series NEMA 4X Plastic Enclosures Enclosure Cutouts: Four (4) Material: Plastic Meter Mounting: Through front panel Orientation: Horizontal Warranty: 1 year Approvals: UL/C-UL	3	1 business days	\$249.00
PDA2700	PDA2700 Series Plastic NEMA 4X Enclosures Enclosure Cutouts: Four (4) Material: Plastic Meter Mounting: Through front panel Orientation: Horizontal Warranty: 1 year Approvals: UL/C-UL	0	1-2 business days	\$249.00
PDA2700	PDA2700 Series Stainless Steel NEMA 4X Enclosures Enclosure Cutouts: Four (4) Material: Stainless Steel Meter Mounting: Through front panel	1	3-5 business days	\$249.00



Need help selecting  
the right enclosure?  
[www.predig.com/esu](http://www.predig.com/esu)

# PDA2700 Steel NEMA 4 Enclosures

## MODELS AVAILABLE

### Horizontal Cutouts



PDA2701



PDA2702



PDA2703



PDA2703-1



PDA2703-2



PDA2704



PDA2704-1



PDA2704-1C



PDA2704-2



PDA2704-2C



PDA2704-3



PDA2704-3C



PDA2705



PDA2706



Need help selecting the right enclosure?  
Go to [www.predig.com/esu](http://www.predig.com/esu)

# PDA2700 Steel NEMA 4 Enclosures

## MODELS AVAILABLE (CONTINUED)

### Vertical Cutouts



PDA2701-V



PDA2702-V



PDA2703-V



PDA2704-V



PDA2705-V



PDA2706-V



PDA2722

### No Cutouts



PDA2703-B



PDA2706-B



Need help selecting the right enclosure?  
Go to [www.predig.com/esu](http://www.predig.com/esu)

# PDA2700 Steel NEMA 4 Enclosures

## ACCESSORIES



### Sub-Panels

The PDP2503 & PDP2504 sub-panels provide a convenient way to mount additional items to the base of the enclosure. They can be drilled to accept screws for easy mounting of relays, contactors, securing wiring clips, or installing other internal devices. See chart on the right for compatibility.

### Sub-Panel Specifications

#### Size:

PDP2503: 8.75" x 6.88"

(222 mm x 175 mm)

PDP2504: 10.75" x 10.88"

(273 mm x 276 mm)

**Thickness:** 14 gauge

**Material:** Steel

Mounting hardware is included.

	PDP2503	PDP2504
Model		
Horizontal Cutouts		
PDA2701		
PDA2702		
PDA2703	•	
PDA2703-1	•	
PDA2703-2	•	
PDA2704		•
PDA2704-1		•
PDA2704-1C		•
PDA2704-2		•
PDA2704-2C		•
PDA2704-3		•
PDA2704-3C		•
PDA2705		•
PDA2706		•

	PDP2503	PDP2504
Model		
Vertical Cutouts		
PDA2701-V		
PDA2702-V		
PDA2703-V		•
PDA2704-V		•
PDA2705-V		•
PDA2706-V		•
PDA2722		
No Cutouts		
PDA2703-B	•	
PDA2706-B		•



### PDA1024-01 24 VDC Power Supply for DIN Rail

The PDA1024-01 is a DIN rail mounted 24 VDC, 1.5 A power supply.

#### Specifications

**Output Voltage:** 21.6 ~ 26.4 VDC;  
±10% 1.5A rated current.

**Dimensions:** 3.07" x 3.66" x 2.20"  
(78 mm x 93 mm x 56 mm) (W x H x D)



### PDA-SSTAG Stainless Steel Tags

PDA-SSTAG is a laser etched stainless steel tag accessory for any of your Precision Digital meters. The tag features custom text for equipment identification, instruction, or whatever else is needed in your facility. Each tag comes with a stainless steel wire and lead seal for easy mounting wherever you need it.





### PDX18DIN-FILLER 1/8 DIN Cutout Filler

The NEMA 4X 1/8 DIN cutout filler is used to cover up empty 1/8 DIN cutouts and maintain the NEMA 4X rating to the panel or enclosure. It consists of a generic bezel with a black faceplate, as well as mounting brackets, gasket, etc.

## ACCESSORIES (CONTINUED)

### PDA2700 Series Enclosure with Light / Horn



PDA1024-01 Mounted on  
PDP2504 Sub-Panel

#### Light / Horn Accessories

Precision Digital offers a Light / Horn that can be mounted to any PDA2700 Series enclosures by the user. This Light / Horn can be wired to flash or stay steady on and the horn is rated at 85 dB. The light and horn can be controlled independently of each other via separate relays on the meter such that the horn can be programmed to silence via a button mounted to the enclosure and the light can be programmed to stay on until the alarm clears.

The light / horn and reset button are all rated NEMA 4X or IP65. The following table illustrates a typical way the Light / Horn accessory can be wired and programmed for the PROVu meter:

Relay #	Connected to	Typical reset method (user selectable)
1	Flashing Light <sup>(1)</sup>	Auto reset
2	Horn	Silence with Reset Button at any time
3	User Device	As user desires
4	User Device	As user desires

1. Light can be wired to flash or stay steady on

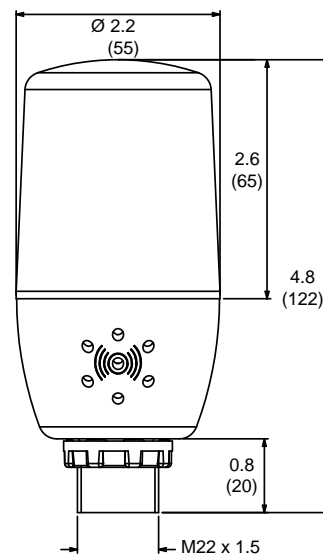
**Note:** The Light / Horn accessory is powered from the 200 mA transmitter power supply, so when this is installed, the meter's transmitter power is downgraded from 200 mA. See Transmitter Power Supply specification on MOD-LH manual for details.

#### MOD-LH Light / Horn Accessory

When this MOD is ordered, the enclosure comes pre-drilled with holes for Light / Horn and Reset Button to be installed by user. Meter and enclosure are sold separately. The Light / Horn hole is in the back left corner of the enclosure and the Reset button is centered on the front of the enclosure about an inch off the bottom of the door. If the user would prefer to mount these items in different locations, order the PDA-LH and the PDA-BUTTON1R separately and drill holes and mount as desired. Other light colors are available.

#### Light / Horn Dimensions

Units: Inches (mm)





# PDA2700 Steel NEMA 4 Enclosures

## SPECIFICATIONS

### General

**Material:** PDA2701: 16-gauge steel;

PDA2702-2706: 14-gauge steel

**Color:** Gray

**Meters:** Houses up to 6 meters

**Meter Mounting Method:** Through cover

**Cover Mounting Method:** Hinge / latch

**Ratings:** NEMA 4, 12 and 13

**Approvals:** UL, CSA

**Warranty:** 1 year

### 1/8 DIN Meter Types

Type	Meters
B	PD542, PD543, and PD562
C	PD603, PD644, PD743, PD765, PD6602, PD6603, PD6604, PD6606, PD6607, PD6608, PD6622, PD6624, and PD6626, and PD6628.
D	PD138, PD154, and PD158
E	PD6000, PD6001, PD6060, PD6080, PD6081, PD6088, PD6089, PD6100, PD6200, PD6210, PD6262, PD6300, PD6310, PD6310-WM, PD6363, PD6400, and PD7000

### Dimensions / Features

• Available ■ 1 Required

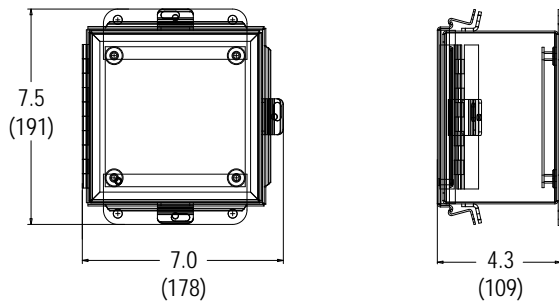
Model	# of Meters	1/8 DIN Meter Type				Outside Dimensions (H x W x D) Inch (mm)	Inside Dimensions (H x W x D) Inch (mm)	Mounting Dimensions Inch (mm)	Conduit Hole	Fits PDA1024-01	Fits MOD-LH	Weight lb (kg)
		B	C	D	E							
Horizontal Cutouts												
PDA2701	1		•			7.5 x 7.0 x 4.3 (191 x 178 x 109)	N/A	6.75 x 4.0 171 x 102)			•	3.8 (1.7)
PDA2702	2		•			9.5 x 7.0 x 3.8 (241 x 178 x 97)	N/A	8.75 x 4.0 (222 x 102)			•	5.1 (2.3)
PDA2703	3		•			11.5 x 9.0 x 4.3 (292 x 229 x 102)	N/A	10.75 x 6.0 273 x 152)			•	7.9 (3.6)
PDA2703-1	1											
PDA2703-2	2											
PDA2704	4	•	•			13.5 x 13.0 x 6.3 (343 x 330 x 160)	N/A	12.75 x 10.0 (324 x 254)		•	•	13.9 (6.3)
PDA2704-1	1											
PDA2704-1C	1											
PDA2704-2	2											
PDA2704-2C	2											
PDA2704-3	3											
PDA2704-3C	3											
PDA2705	5											
PDA2706	6											
Vertical Cutouts												
PDA2701-V	1			•		7.5 x 7.0 x 4.3 (191 x 178 x 109)	N/A	6.75 x 4.0 (171 x 102)			•	3.8 (1.7)
PDA2702-V	2			•		9.5 x 7.0 x 3.8 (241 x 178 x 97)	N/A	8.75 x 4.0 (222 x 102)			•	5.1 (2.3)
PDA2722	2	•	•	■	•							
PDA2703-V	3			•		13.5 x 13.0 x 6.3 (343 x 330 x 160)	N/A	12.75 x 10.0 (324 x 254)		•	•	13.9 (6.3)
PDA2704-V	4											
PDA2705-V	5											
PDA2706-V	6											
No Cutouts												
PDA2703-B	N/A					11.5 x 9.0 x 4.3 (292 x 229 x 102)	N/A	10.75 x 6.0 273 x 152)			•	7.9 (3.6)
PDA2706-B	N/A					13.5 x 13.0 x 6.3 (343 x 330 x 160)	N/A	12.75 x 10.0 (324 x 254)		•	•	13.9 (6.3)

# PDA2700 Steel NEMA 4 Enclosures

## DIMENSIONS

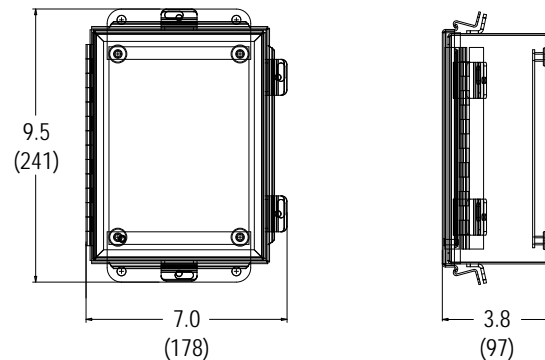
Units: Inches (mm)

### Extra Small Enclosures



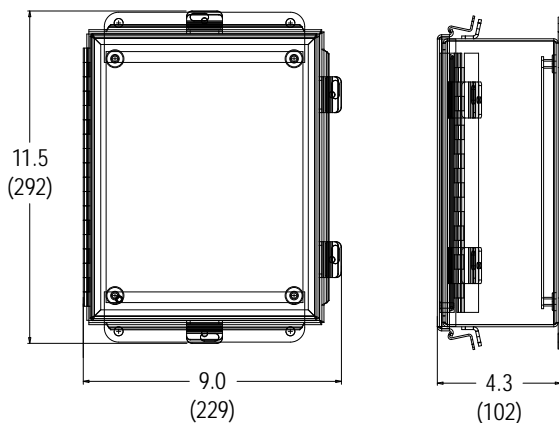
Dimensions for: PDA2701, PDA2701-V.

### Small Enclosures



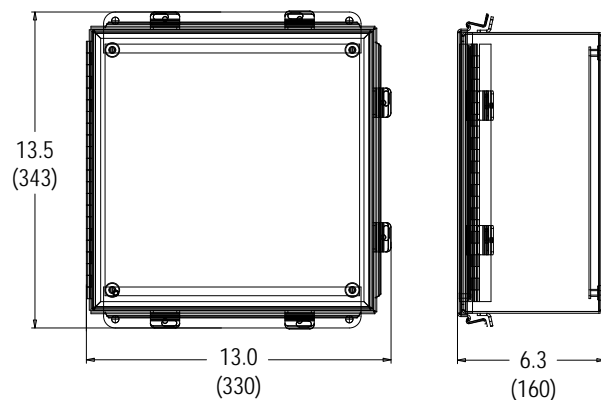
Dimensions for: PDA2702, PDA2702-V, PDA2722.

### Medium Enclosures



Dimensions for: PDA2703, PDA2703-1, PDA2703-2, PDA2703-B.

### Large Enclosures



Dimensions for: PDA2703-V, PDA2704, PDA2704-1, PDA2704-1C, PDA2704-2, PDA2704-2C, PDA2704-3, PDA2704-3C, PDA2704-V, PDA2705, PDA2705-V, PDA2706, PDA2706-B, PDA2706-V.



Download free 3-D CAD files of these enclosures to simplify your drawings!

[predig.com/documentation-cad](http://predig.com/documentation-cad)



# PDA2700 Steel NEMA 4 Enclosures

## ORDERING INFORMATION

### Horizontal Cutouts

Model	# of Meters	1/8 DIN Meter Type			
		B	C	D	E
PDA2701	1		•		
PDA2702	2		•		
PDA2703	3		•		
PDA2703-1	1		•		
PDA2703-2	2		•		
PDA2704	4	•	•		•
PDA2704-1	1	•	•		•
PDA2704-1C	1	•	•		•
PDA2704-2	2	•	•		•
PDA2704-2C	2	•	•		•
PDA2704-3	3	•	•		•
PDA2704-3C	3	•	•		•
PDA2705	5	•	•		•
PDA2706	6	•	•		•

• Available ■ 1 Required

### Vertical Cutouts

Model	# of Meters	1/8 DIN Meter Type			
		B	C	D	E
PDA2701-V	1			•	
PDA2702-V	2			•	
PDA2703-V	3			•	
PDA2704-V	4			•	
PDA2705-V	5			•	
PDA2706-V	6			•	
PDA2722	1	•	•	■	•

• Available ■ 1 Required

### 1/8 DIN Meter Types

Type	Meters
B	PD542, PD543, and PD562
C	PD603, PD644, PD743, PD765, PD6602, PD6603, PD6604, PD6606, PD6607, PD6608, PD6622, PD6624, and PD6626, and PD6628.
D	PD138, PD154, and PD158
E	PD6000, PD6001, PD6060, PD6080, PD6081, PD6088, PD6089, PD6100, PD6200, PD6210, PD6262, PD6300, PD6310, PD6310-WM, PD6363, PD6400, and PD7000



**WARNING**  
Cancer and Reproductive Harm - [www.P65Warnings.ca.gov](http://www.P65Warnings.ca.gov)

### No Cutouts

Model	Description
PDA2703-B	Enclosure with no Cutouts
PDA2706-B	Enclosure with no Cutouts

### Sub-Panels

Model	Description
PDP2503	For PDA2703
PDP2504	For PDA2704 - PDA2706

### Accessories

Model	Description
MOD-LHRB1	Red <sup>(3)</sup> Light / Horn + Reset Button with Holes Drilled <sup>(1)</sup>
PDA-BUTTON1R	Reset Button <sup>(2)</sup>
PDA-LHR	Red <sup>(3)</sup> Light / Horn
PDA1002	6" DIN Rail Mounting Kit
PDA1024-01	24 VDC Power Supply for DIN Rail
PDA-SSTAG	Stainless Steel Tag
PDX18DIN-FILLER	1/8 DIN Cutout Filler

1. When this MOD is ordered, the enclosure comes pre-drilled with holes for Light / Horn and Reset Button to be installed by user. Meter and enclosure are sold separately. The Light / Horn hole is in the back left corner of the enclosure and the Reset button is centered on the front of the enclosure about an inch off the bottom of the door. If the user would prefer to mount these items in different locations, order the PDA-LHR and the PDA-BUTTON1R separately and drill holes and mount as desired.
2. The Reset Button works only with meters that have digital input contacts like the F4 terminals on the ProVu. There are no such terminals on a Trident meter so the front panel ACK button on the Trident would have to be used for reset purposes.
3. For other light color options see the MOD-LH Series manual (LIMMODLH).

**Your Local Distributor is:**

### Disclaimer

The information contained in this document is subject to change without notice. Precision Digital Corporation makes no representations or warranties with respect to the contents hereof, and specifically disclaims any implied warranties of merchantability or fitness for a particular purpose.

©2010-2019 Precision Digital Corporation. All rights reserved.

LDS2700\_C 03/19

**PRECISION  
DIGITAL**

**PRECISION DIGITAL CORPORATION**

Find Quality Products Online at:

[www.GlobalTestSupply.com](http://www.GlobalTestSupply.com)

[sales@GlobalTestSupply.com](mailto:sales@GlobalTestSupply.com)