



LTCM Series

Motorized Test Stands

Economical solutions for your everyday production, research,
development and quality control needs

Features and Specifications

Easy Operation

The console controls are intuitive and easy to use. Users can specify speed in either inches per minute or millimeters per minute. The speed control knob is used to adjust speed from 0.2 to 20.0 in/min or 5 to 500 mm/min. The Up and Down key or optional Foot Switch may be used control crosshead direction.

Adjustable and Set Speed Control

The front panel switch allows a user to select between 2 speed controls. Either the adjustable speed control (indicated on the digital display) or the maximum speed control used for fast positioning.

Adjustable Travel Limits

Upper and Lower travel limits are adjusted manually using the knobs. The limits can be set to a predetermined distance with the aide of the ruler (inches & mm) affixed to the tester. The limits can be set to stop the Tester in the Up / Down directions to protect the Load Cell and specimens from over travel conditions.

Large Working Area

The LTCM Series features a large working area capable of securing samples of up to 10-inches in diameter. The crosshead throat is greater than 5-inches (127mm). The LTCM-500 comes standard with a "T" slot work area for added mounting flexibility.



Specifications	LTCM100	LTCM500
Load Capacity	110lbf (500N)	550lbf (2.5kN)
Crosshead Speed	0.2 to 20 in/min, 5 to 500mm/min	
Return Speed	20 in/min, 500mm/min	
Speed Accuracy	±3% of Full Scale Unloaded	
Travel Distance	15 in (380mm)	29 in (750mm)
Load Measurement	Chatillon DF II Series Gauge	
Operating Temp.	40 to 110°F / 5 to 45°C	
Instrument Weight	39lbs (18kg)	100lbs (50kg)
Shipping Weight	50lbs (23kg)	120lbs (60kg)



Add a digital force gauge to the LTCM with accuracy of better than 0.1% of full scale and you have the perfect and easy solution to start your tensile, compression, shear, peel, and flexural testing.

The LTCM features a large work area capable of securing samples up to 10 inches in diameter. The crosshead throat is greater than 5-inches (130mm).

The LTCM's rugged construction and simple operation make it ideal for production environments, laboratory applications or for R&D applications.

Combine with a Chatillon DF II Series force gauge and you have a force measurement system with a load accuracy of better than 0.1% full scale.

The tester is ideal for tensile, compression, peel, shear, and flexural testing when used with the appropriate grips/fixtures.

Ordering

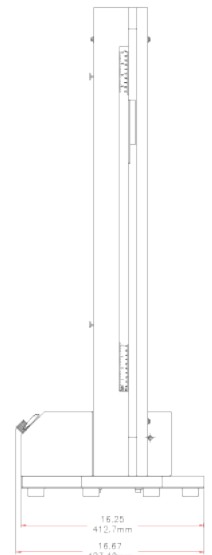
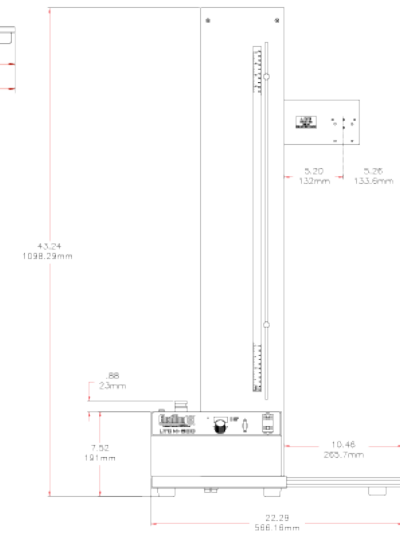
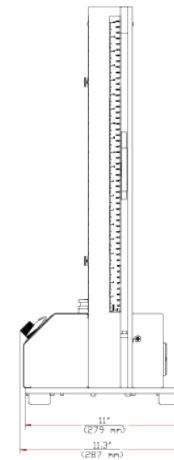
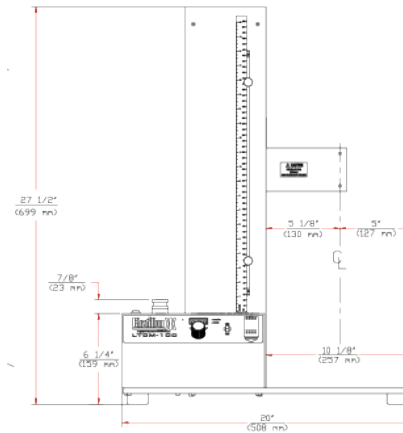
Standard Models

Model	Capacity	
LTCM100	110lbf, 500 N	US Plug
LTCM100-EU	110lbf, 500 N	EU Plug
LTCM100-UK	110lbf, 500 N	UK Plug
LTCM500	550lbf, 2500 N	US Plug
LTCM500-EU	550lbf, 2500 N	EU Plug
LTCM500-UK	550lbf, 2500 N	UK Plug

Accessories

Part No.	Description	LTCM100	LTCM500
SPK-FMG-012B	Hook	■	
SPK-FMG-012C	Hook		■
17109	Compression Plate, 2" Dia	■	■
NC002905	DF II Gauge Adapter Plate		■
NC002924	Hex Key, 5mm		■
NC000846	Hex Key 5/32"	■	■
1613	Set Screw, #10-32 x 3/4"	■	■
SPK-FM200-034	US Power Cord	■	■
SPK-FM200-022	EU Power Cord	■	■
SPK-LTCM-UK230	UK Power Cord	■	■
NC002910	Remote Control Footswitch	●	●
ENC0125	DF II Gauge Interface Cable	●	●
SPK-LTCM-068	Splinter Shield		●
SPK-LTCM-067	SLC Load Cell Mounting Kit		●
SPK-LTCM-066	Extended Work Table		●
SPK-LTCM-100-EXT	Crosshead Travel Extension Arm	●	

Standard Accessory = ■ Optional Accessory = ●



Chatillon
force measurement

© 2017 AMETEK Inc.

AMETEK
SENSORS. TEST & CALIBRATION

Find Quality Products Online at:

www.GlobalTestSupply.com

sales@GlobalTestSupply.com