



Quality and reliability is our tradition

**KYORITSU**

# POWER QUALITY ANALYZER KEW 6315

*Simultaneous recording of **Power & Power Quality** measurements in one survey.  
The perfect tool for **Energy Saving** and **Power Quality** control.*



- **Simultaneous Power & Power quality measurements**

Power/ Harmonics/ Waveform/ Power quality are recorded at all CHs. (Voltage: 3ch, Current 4ch)

- **Helpful support functions**

*Quick Start Guide, Wiring check and Sensor detection* for easy and reliable measurement

- **Measurement with high accuracy**

Guaranteed accuracy:  $\pm 0.3\% \text{rdg}$  (energy),  
 $\pm 0.2\% \text{rdg}$  (voltage/ current)

Complies with the International Standard

IEC61000-4-30 Class S and the European Standard EN50160

- **Remote monitoring on PC and Android device**

Remote checking of measurement *in real-time* is possible via Bluetooth communication. Recorded data can be saved in the supplied **SD card**.

**EN50160 report** can be generated after survey by PC software.

- **Various Clamp Current Sensors**

Various types of clamp and flexible sensors are available: from 1000mA Range up to 3000A Range and Earth leakage measurements

- **Energy consumption check on site**

Trend and demand graphs for easy recognition.

**TFT color display** with high resolution.

- **IEC61010-1 CAT IV 300V, CAT III 600V, CAT II 1000V**



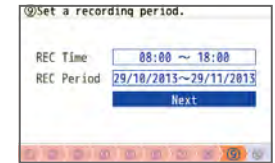
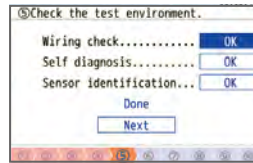
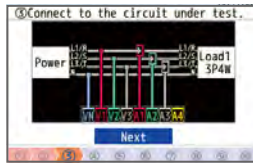
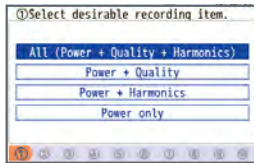
# Easy-to-use setting to simultaneous power energy and power quality recordings

START/STOP

## Quick Start Guide

Easily and securely starts recording

One-Touch START/STOP Key for Quick Start Guide providing easy setup guides.



Guide start

Connect to the circuit

Wiring check

Select interval


Set recording time

Start recording


W/Wh

## Power & Energy

### Instantaneous value




List



Zoom(8-split)



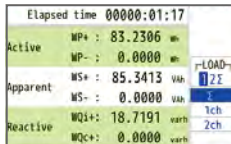
Zoom(4-split)



Trend

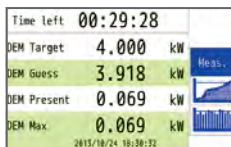
- Measures instantaneous / average / min / max for voltage, current, active / reactive / apparent power, PF (cosφ) and line frequency all on one screen.
- The recording time for these parameters can be set from 1 second up to 2 hours in several steps.
- Trend of all main parameters and customized Zoom functions.
- Function to define size of capacitor banks of PF correction unit.

### Integration value



- The display will list the active / reactive / apparent energy in total and for each phase consumed (or generated in case of co-generation like solar panels, etc).
- The elapsed time is also shown on the same display screen.

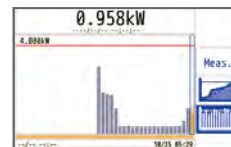
### Demand



Measurement



Change in specific period



Demand change

- To support demand control, present energy usage and estimated value are displayed on a graph while recording max demand value and the occurred time.



## Vector and Wiring check



Vector



Wiring check



Ideal vector

- Can display voltage and current by vector per CH and also unbalance ratio.

PRINT SCREEN

## Print Screen

- This function "takes a color photo" of the display screen and saves it as BMP file useful for reports.



QUALITY

## Power Quality

### Event

All events	Occurrence
101.0 V	2013/07/18 10:45:43.136
50.4 V	2013/07/18 10:45:43.136
87.1 V	2013/07/18 10:45:55.136
126.5 V	2013/07/18 10:45:27.136
-217.1 V	2013/07/18 10:45:27.136
50.4 V	2013/07/18 10:45:18.136
87.1 V	2013/07/18 10:45:10.136
126.5 V	2013/07/18 10:45:02.136

Measures voltage swells / dips / interruptions / transients and inrush currents that may indicate a weak power distribution system. Such phenomena may damage or reset devices. KEW 6315 can catch swells / dips / interruptions and inrush currents based on half cycle (10 ms @ 50Hz or 8.3ms @ 60Hz) TRMS. All necessary data is displayed by pressing one key.

### Swell

Swell is a instantaneous voltage increase, most of the time originated by upstream power line failure or switching OFF large load or switching

# POWER QUALITY ANALYZER KEW 6315

## Windows software for data analysis and setting via USB port

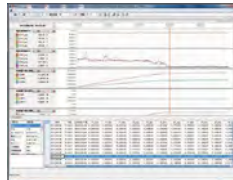
- Automatic creation of graph and list from recorded data.
- Uniform management of setting and recorded data acquired from multiple devices.
- Data can be expressed in crude oil and CO<sub>2</sub> equivalent values in the report.

(System requirements)


- OS : Windows® 7/8/10
- Display : XGA (Resolution 1024×768 dots) or more
- Hard-disk : Space required 1Gbyte or more
- Other : With CD-ROM drive and USB port.

NET Framework (3.5 or more)

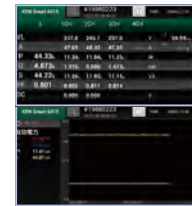
※ Windows® is registered trademark of Microsoft in the United States.



## Real time and Remote measurements



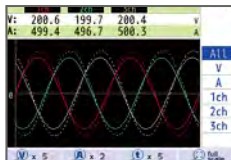
- Measurements can be graphically displayed on Android devices or PC in real-time via Bluetooth communication.



※ Bluetooth is a registered trademark of the Bluetooth SIG, Inc.  
Android is a registered trademark of the Google Inc.



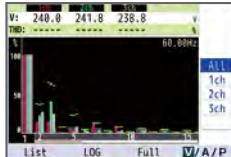
## Waveform



- Displays voltage and current on each Ch by waveform.
- Scales of voltage/current axis and time axis are selectable, and also full-scale function for automatic scaling is available.



## Harmonics Analysis



Graph

V	V1	V2	V3
1	100.0	100.0	100.0
2	16.2	10.5	5.6
3	54.7	29.8	48.8
4	8.7	5.7	2.4
5	11.2	6.5	3.7
6	2.1	4.7	0.6
7	6.0	1.5	8.9
8	0.4	1.5	0.9
9	7.9	4.3	4.8
10	1.0	0.5	1.0

List

- Graphic display of harmonic components up to 50th order for voltage, current and power in total and for each phase.
- List display of harmonic content, rms value and phase angle of each order.
- Can analyze harmonic currents that may contribute to damage capacitor banks for PF correction, overheating transformers / neutral conductors / cables, unwanted tripping of breakers.



## USB Terminal

## Digital Output Terminal

- Open Collector Output (1ch)

## Analogue Input Terminal


- 2ch DC100mV / 1000mV, 10V. To record additional parameters (i.e. Lux, Temperature, Humidity, etc.)

## SD card Interface

- SD cards up to 2GB can be used
- Possible recording time  
When the 2GB of SD is used:

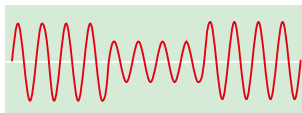
Interval	REC item	
	Power	+Harmonics
1sec	13days	3days
1min	1-year or more	3months
30min	10-year or more	7-year or more

Data of power quality events are not considered to estimate the possible recording time. The max possible time will be shortened by recording such events.



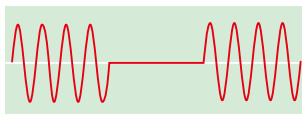
### ● Dip

Dip, as the opposite of a swell, is a instantaneous voltage decrease, most of the time caused by switching ON large load e.g. motors or by downstream power line failure.



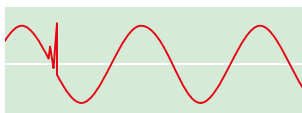
### ● Interruption

Interruption is a power line cut-off from any source of supply. It can be caused by a fault in a power line, which causes switch gear to open.



### ● Transients/Over Voltage (Impulse)

Transient is a very fast and momentary voltage increase that can seriously damage devices connected to a power line. It may be caused by electrical switching events such as instable contacts of relays, tripping of breakers but also by lightning. KEW 6315 can catch Transients from 2.4 μs.



### ● Inrush Current

Inrush current is a surge current that happens when motors, large or low-impedance loads are switched ON.



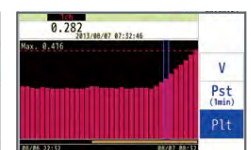
## Flicker

### Designed to meet IEC61000-4-15

Flicker is a phenomenon giving an impression of unsteadiness of visual sensation induced by periodic voltage changes caused by fluctuating loads when using: arc furnace, spot welder, crane, excavator, etc..

Pst Calc. ...	V	Pst (min)	Plt
V: 230.0 230.4 230.5	V		
Pst: 0.004 1.028 1.017			
MAX: 0.004 1.026 1.022			
MIN: 0.004 1.035 1.034			
MAX: 0.004 1.027 1.025			
MIN: 0.004 1.028 1.028			
		59.99 Hz	

List



Trend graph

- Displays Pst (1min) on a trend graph.



## Optional

### Load current clamp sensors

#### MODEL 8128



MAX 50A  $\phi 24$

#### MODEL 8127



MAX 100A  $\phi 24$

#### MODEL 8126



MAX 200A  $\phi 40$

#### MODEL 8125



MAX 500A  $\phi 40$

#### MODEL 8124



MAX 1000A  $\phi 68$

### Leakage & Load current clamp

#### KEW 8146



MAX 30A  $\phi 24$

#### KEW 8147



MAX 70A  $\phi 40$

#### KEW 8148



MAX 100A  $\phi 68$

※8146/8147/8148 can measure up to 10A

### Power supply adaptor

#### MODEL 8312



### Magnetic carrying case

#### MODEL 9132



### Load current flexible clamp sensors

#### KEW 8130



MAX 1000A  $\phi 110$

#### KEW 8133



MAX 3000A  $\phi 170$

NEW

## Can you close your distribution board door during surveys?

The KEW6315 facilitates safe testing by being extremely compact and with two clever option extras: a magnetic case(9132) for attaching it to the sides of metal enclosures and a power supply adaptor(8312) which takes the power for the instrument from the supply being measured.



## Set Model

### KEW 6315-01

MODEL 8125 (500A) × 3  
(Carrying case 9125)

### KEW 6315-03

KEW 8130 (1000A) × 3  
(Carrying case 9135)

### KEW 6315-05

KEW 8133 (3000A) × 3  
(Carrying case 9135)



Photo: KEW6315-03

## Specifications

Wiring connections	1P2W, 1P3W, 3P3W, 3P4W
Measurements and parameters	Voltage, Current, Frequency, Active power, Reactive power, Apparent power, Active energy, Reactive energy, Apparent energy, Power factor (cos $\phi$ ), Neutral current, Demand, Harmonics, Quality (Swell/Dip/Interruption, Transients/Over voltage, Inrush current, Unbalance rate), Capacitance calculation for PF correction unit, Flicker
Voltage (RMS)	
Range	600.0/1000V
Accuracy	0.08% of nominal voltage (sine wave, 40 - 70Hz)
Allowable input	1 - 120% of each range (rms), 200% of each range (peak)
Display range	0.15 - 130% of each range
Crest factor	3 or less
Sampling speed of Voltage transient	24 $\mu$ s
Current (RMS)	
Range	8128 (50A type) 5000mA/50.00A/AUTO 8127 (100A type) 10.00/100.0A/AUTO 8126 (200A type) 20.00/200.0A/AUTO 8125 (500A type) 50.00/500.0A/AUTO 8124/8130 (1000A type) 100.0/1000A/AUTO 8146/8147/8148 (10A type) 1000mA/10.00A/AUTO 8133 (3000A type) 300.0/3000A/AUTO
Accuracy	$\pm 0.2\%$ rdg $\pm 0.2\%$ f.s.+accuracy of clamp sensor (sine wave, 40 - 70Hz)
Allowable input	1 - 110% of each range (rms), 200% of each range (peak)
Display range	0.15 - 130% of each range
Crest factor	3 or less
Active power	
Accuracy	$\pm 0.3\%$ rdg $\pm 0.2\%$ f.s. + accuracy of clamp sensor (power factor 1, sine wave, 40 - 70Hz)
Influence of power factor	$\pm 1.0\%$ rdg (reading at power factor 0.5 against power factor 1)

Frequency meter range	40 - 70Hz
Power source (AC Line)	AC100 - 240V/50 - 60Hz/7VA max
Power source (DC battery)	Alkaline size AA battery LR6 or Ni-MH (HR15-51) $\times 6$ Battery life approx. 3 h (LR6, Backlight OFF)
Internal memory	FLASH memory (4MB)
PC card interface	SD card (2GB)
PC communication interface	USB Ver2.0, Bluetooth Ver2.1+EDR Class2
Display	320 $\times$ 240(RGB)Pixel, 3.5inch color TFT display
Display update period	1 sec
Temperature and humidity range	23 $\pm 5^{\circ}$ C, less than 85% RH (without condensation)
Operating temperature and humidity range	0 - 45 $^{\circ}$ C, less than 85% RH (without condensation)
Storage temperature and humidity range	-20 - 60 $^{\circ}$ C, less than 85% RH (without condensation)
Applicable Standards	IEC 61010-1 CAT IV 300V, CAT III 600V, CAT II 1000V Pollution degree 2 IEC 61010-2-030, IEC 61010-031, IEC 61326, EN50160 IEC 61000-4-30 Class S, IEC 61000-4-15, IEC 61000-4-7
Dimension/Weight	175 (L) $\times$ 120 (W) $\times$ 68 (D) mm/approx 900g
Included accessories	7141B (Voltage test lead), 7170 (Power cord), 7219 (USB cable), 8326-02 (SD card 2GB), 9125 (Carrying case for KEW 6315, KEW 6315-01), 9135 (Carrying case for KEW 6315-03, KEW 6315-05), Input terminal plate $\times 6$ , KEW Windows for KEW6315 (software), Quick manual, Alkaline size AA battery (LR6) $\times 6$
Optional accessories	8124, 8125, 8126, 8127, 8128 (Load current clamp sensor), 8130, 8133 (Flexible clamp sensor), 8146, 8147, 8148 (Leakage and Load current clamp sensor), 8312 (Power supply adaptor), 9132 (Magnetic carrying case)



## Safety Warnings :

Please read the "Safety Warnings" in the instruction manual supplied with the instrument thoroughly and completely for correct use. Failure to follow the safety rules can cause fire, trouble, electrical shock, etc. Therefore, make sure to operate the instrument on a correct power supply and voltage rating marked on each instrument.

For inquires or orders :



**KYORITSU ELECTRICAL  
INSTRUMENTS  
WORKS, LTD.**

Find Quality Products Online at:

[www.GlobalTestSupply.com](http://www.GlobalTestSupply.com)

[sales@GlobalTestSupply.com](mailto:sales@GlobalTestSupply.com)