

# sprout™

mini centrifuge

**Ergonomic Design | Easy to Operate | Increase Efficiency**

With its ergonomic design and variety of colors, the Heathrow Scientific Sprout® mini centrifuge is loaded with features that bring increased efficiency to the lab.

Tool-free snapspin™ rotors and quick-spin options make it fast and easy to use.

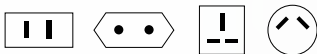
The lid was functionally designed to fit in the palm of the hand for easy repeat opening and quick tube extraction.

Ideal for microfilter cell separations and HPLC samples, with adapters to accommodate all major microtube and PCR tube styles (2.0, 1.5, 0.5, 0.2 mL) for customized use.


## Specifications

<b>Maximum Speed:</b>	Approx. 6,000 rpm (fully loaded)
<b>Maximum RCF:</b>	2000 Xg
<b>Power:</b>	100 to 240 VAC 50/60 HZ 0.6A Approx. 7.3 W
<b>Dimensions:</b>	153 x 128 x 104 mm (5.97 x 4.99 x 4.05 in.)
<b>One-year warranty</b>	

4 Interchangeable Plugs: Low voltage, double insulated power adaptor



Change out rotors  
with the push of a button



**Accessories and Storage Case Included**



HS120396



HS120395



HS120301





Tool free rotor exchange

Part No.	Description
<b>HS10050</b>	gusto®, 110–240 VAC, 50/60 Hz





Maximum speed and flexibility, the Heathrow Scientific Gusto® high speed mini centrifuge has a compact design that fits any workstation. Comfortable and easy to operate with tool-free quick rotor exchange. Simply inset tubes, close lid, adjust speed/time and press start. For duplicate spins, simply reload rotor and press start. Quick-spin option included for commonly used 20-second spins.

Safety features help ensure it will not operate when the lid is open, a rotor is jammed, or the unit is out of balance.

Ideal for most protocols requiring fast spins (12,500 rpm / 9,800 x g), and appropriate for PCR, microfilter cell separation, and HPLC protocols.

- Select and set the digital speed display in RCF or RPM
- Back lit display showing time, speed and operational information on the same screen
- UV-Resistant plastic, increased useful life under harsh light conditions
- double insulated, low voltage power supply- push button lid release
- Manual override allows user to open lid in case of power failure

#### Specifications

<b>Speed:</b>	500–12,500 RPM	
<b>RCF:</b>	5–9, 800 Xg	
<b>Power:</b>	110 to 240 VAC, 50/60 Hz with 4 interchangeable power cords	   
<b>Dimensions:</b>	203 x 171 x 114 mm (7.92 x 6.67 x 4.45 in.)	
<b>Two-year warranty</b>		



Find Quality Products Online at:

[www.GlobalTestSupply.com](http://www.GlobalTestSupply.com)

[sales@GlobalTestSupply.com](mailto:sales@GlobalTestSupply.com)