

4916 Series

6 Digit Non-Reset Counter



The 4916 Series incorporates the latest manufacturing technology together with basic design to achieve high performance over a wide temperature range with low power consumption. These counters can be mounted by two front flange styles, base mount or behind the panel (front mount). The 4916 has UL approvals and can operate over a wide voltage range of DC or AC power.

The compact design and various mounting styles make it the ideal counter for almost all counting applications. This electro-mechanical counter will not lose its count during power failures or from electrical noise.

Key Features

- Low cost, large quantity discounts
- Patented high-performance mechanism
- UL and cUL approved (49 Series)
- Rugged plastic package
- Wide range of voltages available
- Long life

Applications

- Mail Equipment
- Photo Machines
- Vending Machines
- Gaming Machines
- Elevators
- Copy Machines
- Ticket Machines

Specifications

Display	6 Digit, white on black, 0.160" figures
Operating Voltage $\pm 10\%$	DC: 5, 12, 24, 48, 110, 125 (2W) AC: 24, 48, 120, 220 (5VA)
Reset	None
Count Speed	10 CPS, standard. 50/50 ratio on/off.
Max. On Time	Infinite
Temperature	Storage: 14°F to 122°F (-10°C to +50°C) Operating: 23°F to 104°F (-5°C to +40°C)
Approvals	UL# and cUL# E36690
Termination	UL/cUL wire leads, 11" long, standard
Weight	4.0oz (113g)

Part Number Ordering Chart

Example:

R 9 - 49 1 6 AD

	Mounting
B	Bail Mount
D	D-Base Mount (Front/H-Base Mount)
R	Behind the Panel Mount (Front)
P	Panel Mount (Flange 1.81"x1.81")
FL	Flange Mount (1.53"x1.8)
RV	Combo Front/V-Base Mount
OR	Special Metal D - Base Mount

	Voltage
1	230 VAC
2	115 VAC
3	24 VAC
7	110 VDC
8	24 VDC
9	12 VDC
11	5 VDC
12	125 VDC
23	9 VDC

	Product Number
49	Product Number

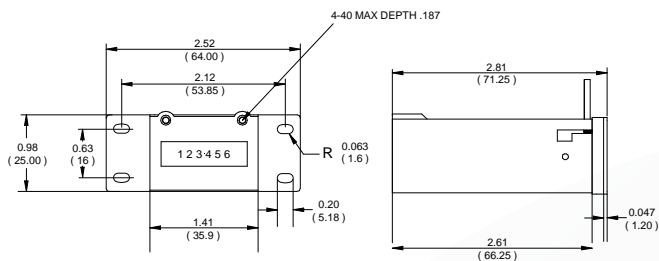
	Reset
1	Non-reset

	# of Figures
6	6 Figure

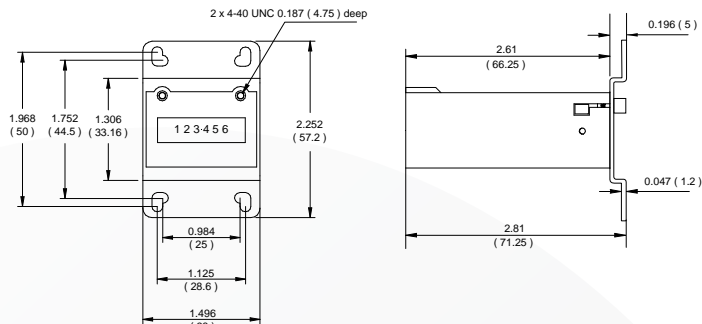
	Suffix
Blank	Counter Set at 999800 (Standard)
A	Counter Set at 000000
B	Counter Set at 999980
C	24" Lead Wires
D	Diode Suppresion

Dimensions

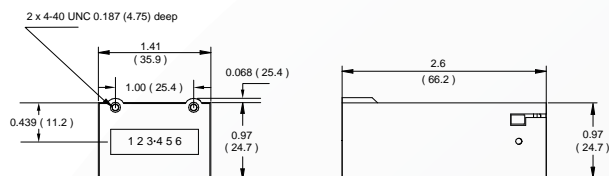
D - D-Base Mount



V - V-Base Mount / RV- Combo Front / V-Base Mount

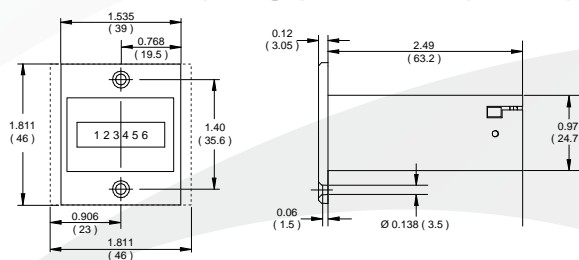


R- Behind The Panel Mount (Front)

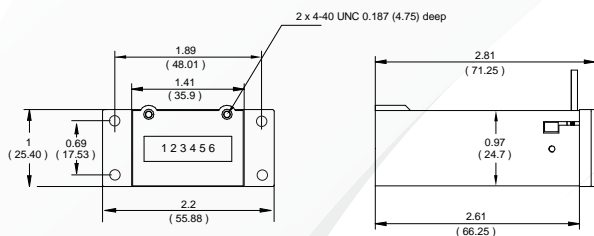


FL - Panel Mount (Flange FL) 1.535 x 1.8 (39 x 45.7)

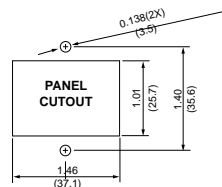
P - Panel Mount (Flange) 1.81 x 1.81(46 x 46)



OR - Front / Base Combo Mount (Front)



Panel Cutout



Part Number Ordering Chart

FL1-4916	230VAC/50HZ, 6 figures, panel mount
FL2-4916	115VAC, 6 figures, panel mount
FL3-4916	24VAC, 6 figures, panel mount
FL7-4916CD	110VDC, 6 figures, panel mount, w/diode, 24" LDS
FL8-4916D	24VDC, 6 figures, panel mount, w/diode
R11-4916D	5VDC, 6 figures, front mount, w/diode
R2-4916	115VAC, 6 figures, rear mount
R8-4916	24VDC, 6 figures, rear mount

R9-4916AD	12VDC, 6 figures, rear mount, w/diode, set @ 000000
RV1-4916	230VAC, 6 figures, front & V-base mount
RV2-4916	115VAC, 6 figures, front & V-base mount
RV3-4916	24VAC, 6 figures, front & V-base mount
RV8-4916	24VDC, 6 figures, front & V-base mount
RV9-4916	12VDC, 6 figures, front & V-base mount
RV11-4916	5VDC, 6 figures, front & V-base mount
RV2-4916B	115VAC, 6 figures, V-base mount, set @ 999980

