

E2 CLASSIC

WIRELESS ENERGY MONITOR

efergy®



SAVE UP TO 20% OFF
YOUR ENERGY BILL*



efergy®

MONITOR REDUCE SAVE



Download your energy data to your PC / Mac



Instantly see the cost of using energy in your home



View your daily, weekly, monthly or average data



Uses multiple tariff options including weekends off peak



Automatically changes between seasonal tariff structures



Discover and reduce your carbon footprint



Learn about energy with your family



Tariff rates pre-programmed (or updated manually)

Find Quality Products Online at:

www.GlobalTestSupply.com

sales@GlobalTestSupply.com

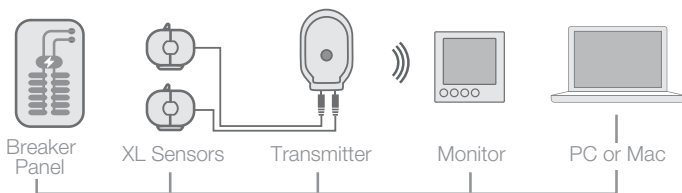
* Source: Ministry of Natural Resources, Canada, ecoEnergy M144-183/2008

E2 CLASSIC

WIRELESS ENERGY MONITOR


ENERGY MONITORS - HOW THEY WORK

Our **e2 classic** energy monitor is simple to install and easy to use. Two small sensors are clipped on to the supply cables. A lead from the sensors and a mains adaptor are plugged into the energy transmitter, which then wirelessly sends real time data to the energy monitor. The monitor receives the data and displays the demand in kilowatts of energy being consumed at any given time. The **e2 classic** may be programmed for various rates, ensuring that the cost of your energy is accurate.



INSTANT SAVINGS

The **e2 classic** updates every 10, 15 or 20 seconds. The display then shows how much energy is consumed at that moment and how much it will cost if the 'energy now' load is maintained for a period of one hour.




DOWNLOAD YOUR DATA

Download your energy consumption data to your Mac or PC and analyse it with our **efergy elink** software. View informative graphs, print or save reports as PDF files. Data may also be viewed using Excel.



AVERAGE DATA

The **e2 classic** displays your average energy usage per day, week and month. See the impact of your energy efficient efforts, and then watch your average energy usage reduce.



MEMORY FUNCTION

The **e2 classic** memory function allows you to view your energy usage by the hour, day, week or month. The **e2 classic** helps you understand your energy usage and how it changes over time.



efergy®



EASY TO INSTALL

- Clip the sensors around the cables of your breaker panel
- Plug the sensors into the transmitter
- Press **link** on the back of the **e2** monitor
- Signal symbol will flash - press learn on the transmitter
- Signal symbol becomes solid when your monitor is working
- Use the **e2 classic** to review energy usage instantly

TECHNICAL INFORMATION

Model Name	e2 classic
Model Number	EF010
Frequency	433MHz
Transmission Time	10, 15 or 20 Sec
Transmission Range	230 - 328ft (40 - 70m)
Voltage Range	100 - 600V
Measuring Current	50mA - 200A (max)
Memory	64K
Testing Standards	CSA - UL - FCC

The backlight will be activated from 18:00 to 6:00 hours



Find Quality Products Online at:

1 x elink Software Setup

www.GlobalTestSupply.com

sales@GlobalTestSupply.com

MONITOR REDUCE SAVE