

DFE3 Series

Digital Force Gauge



Functions and Features

The DFE3 Series offers the best price performance of any digital force gauge available today. This compact, easy-to-use force gauge is designed for basic and complex applications. Ideal for handheld or test stand applications.

Measurement accuracy is better than 0.2% full scale in integral load cell models. A large, easy-to-read, high resolution, full color LCD display supports a variety of standard gauge functions including normal and peak readings, high/low limits, setpoints, pass/fail results, statistical results, load averaging, load-cell actuation and direction. Loads are displayed in ozf, gf, lbf, kgf and N units. The display can be inverted and displayed results may be "hidden" from the operator. The DFE3 also offers password protection for gauge set ups.



Comprehensive Results

The DFE3 Series supplies you with comprehensive results that are easy to view and understand. The gauge displays:

- Measured Result with Units:
 - Peak Tension and Compression.
 - Load Average/Time.
- Operating Mode.
- Pass-Fail Result.
- High and Low Load Results.
- Saved Results.
- Statistical Calculations:
 - Average with MIN and MAX Results.
 - Cv with Average and Standard Deviation.
 - Standard Deviation.
 - Graphical representation of saved results.



Battery Life

The extraordinarily long battery life of the DFE3 reduces the need for continuous recharging. The dimming functionality of the DFE3 provides a battery life of 30 hours when the dimming is off while turning the dimming on will provide a full 40 hours of battery life.

Functions and Features

Outputs

The DFE3 Series comes standard with a USB-C connection. The USB interface allows communications with a PC.

Calibrate and Verify Status

The DFE3 Series incorporates flash memory. You have immediate access to battery conditions, including estimated battery life remaining. You can also view loadcell status, including the number of overloads that have been applied to the gauge.

Time Method

The Time method allows you to establish your load averaging based on a load threshold and time duration. The load threshold determines the start of the averaging, while the time duration defines the length of the test period. The gauge will begin taking readings when the threshold is reached and will continue to take and average readings until the time duration has expired.



The comfortable ergonomic design makes the DFE3 a pleasure to use.

Functions and Features

Unique User Interface

Easy to use, single layer user interface. No deep menu structure! Operate and set-up the DFE3 to perform your tasks. Fast and intuitive!

The high resolution display features brightness adjustments and can be inverted when required. The display can even be "hidden" at the press of a button. A load bar graph indicating load direction, measured load, and safe load helps prevent overloads: the load bar changes from green to red to indicate proximity to load cell capacity. The integral loadcells feature mechanical overload protection at 150% Full Scale.

Dependable Measurements

The DFE3 Series features an integral loadcell sensor that delivers repeatable, accurate results. The innovative load bargraph shows dynamic load, direction of load and warns you of pending overload conditions. Smart technology in the gauge even keeps track of overload history to aide in maintenance and troubleshooting.

Color Display

A large, easy-to-read full color LCD can display readings, icons, and visually indicate gauge or test status using various colors.

Cursor Keys

Use the cursor keys for set-up, navigation, mode, and unit change.

Function Keys

The rubber keypad features dedicated and dynamic function keys. The function keys correspond to displayed options and guide the user during operation.



Functions and Features

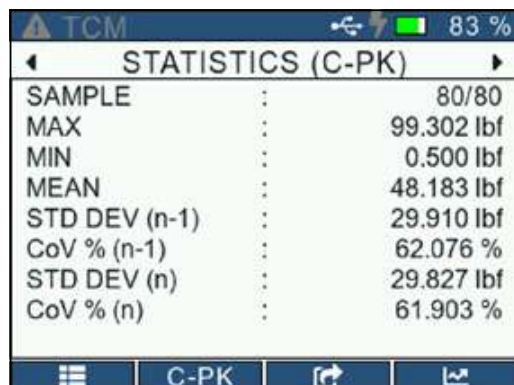
Results and Statistics On Board



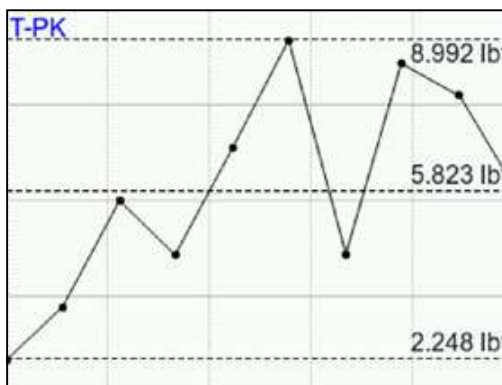
Live result screen with run number, pass/fail indicator, units, and display mode.



Saved results on the internal 32 GB SD card can be viewed and exported.



Statistics on saved results can be exported...



and a plot of saved results with Max and Min Average value can be displayed.

Chatillon
force measurement



METEK®
SENSORS. TEST & CALIBRATION

Accessories



Supplied Ready-To-Go

Regardless of the configuration, your DFE3 is supplied ready-to-go. The gauge and accessories are supplied in a durable carrying case that is designed for all components including adapters and a USB charger. The units are powered by an internal, rechargeable Lithium-Ion battery. The compliment of adapters is comprehensive and includes a hook, compression tip, pointed tip, chisel tip, and a notch tip: everything you need to get started.

Accessories List (◆ Indicates an accessory included with the gauge.)

Chisel Point, 110 lbf.....	◆ SPK-FMG-008A
Chisel Point, 550 lbf.....	◆ SPK-FMG-008B
Point Adapter, 110 lbf.....	◆ SPK-FMG-009A
Point Adapter, 550 lbf.....	◆ SPK-FMG-009B
Notch Adapter, 110 lbf.....	◆ SPK-FMG-010A
Notch Adapter, 550 lbf.....	◆ SPK-FMG-010B
Flat Adapter, 110 lbf.....	◆ SPK-FMG-011A
Flat Adapter, 550 lbf.....	◆ SPK-FMG-011B
Hook, 50 lbf.....	◆ SPK-FMG-012A
Hook, 110 lbf.....	◆ SPK-FMG-012B
Hook, 550 lbf.....	◆ SPK-FMG-012C
Extension Rod, 6" (152mm), #10-32.....	SPK-FMG-013A
Extension Rod, 6" (152mm), 5/16-18.....	SPK-FMG-013B
Carrying Case.....	◆ SPK-DF-118

Load Cell Shaft Protector.....	SPK-DFG3-001
#10-32 to 5/16-18 Adapter.....	P-10020
Handle Assembly, DFE3/DFS3	SPK-DF3-HANDLE
Handle Assembly, DF3 Series.....	6873
Grip Handle, MSC/FCE Rev. A.....	NC002825
Screw, Flat Head Socket Cap Rev. –.....	E08-257

Pistol Grip.....	SPK-FMG-141
Swivel Hook, 50 lbf.....	ML3867
Swivel Hook, 110 lbf.....	ML3850
Swivel Hook, 225 lbf.....	ML3869
Swivel Hook, 550 lbf.....	ML3868
Hook, Latch.....	NC002500

5/8 Eye End Kit with Grip Pin for Gauges	SPK-TCM-001
Phan. 5/8 Eye End Kit with.....	SPK-TCM-001/PHAN
Grip Pin for Gauges.....	
Shaft, Load Cell to 5/8 Eye End, 5/16-24M.....	NC003235
to 5/16-18M Rev A.....	
Upper Eye End Adapter, 5/8" to 5/16-18F Rev A.....	NC003236
Locking Ring Rev –.....	NC003140
Locking Ring – Eye End, 5/16-18F Rev A.....	NC003237
Use PIT/0169/00 Pin, Small Grip Rev 5.....	NC000612
Adapter, 5/16-18M to 5/16-18F THRD.....	NC003254
for 5/8 Upper Eye End, DFG3.....	
Adapter, 5/16-18M to 10-32F THRD.....	NC003255
for 5/8 Upper Eye End, DFG3.....	

Kit, DF Metric Couplers #10-32_M6;..... **SPK-TCM-033**
5/16-18_M6; M8_5/16-18

Coupling #10-32 Female to M6x1mm Female Rev – ... **NC002652**

Coupling 5/16-18 Female to M6x1mm Female Rev – .. **NC002658**

Adapter, Threaded, M8x1.25 to 5/16x18, DFG3..... **NC003256**

Battery Charger, Universal, with Cable..... **◆ SPK-DF3-UNIV**

Cable, USB-C/USB-A, 3 FT, Black..... **6885**

Adapter, Wall Mount, AC/DC, 5V, 5W, USB-A..... **6886**

Kit, AC Adapter for P/N 6886..... **6887**

Force Test DF2 & DF3 Software..... **SPK-DF-FORCETEST**

Notes

Accessories are capacity dependent.

Accessories used with capacities below 110 lbf (500N) will generally have a #10-32 thread.

Accessories for higher capacities generally have a 5/16-18 thread.



Ordering


Models Accuracy: 0.2% FS

Model	lbf		N		kgf		ozf		gf	
	Full Scale	Resolution	Full Scale	Resolution	Full Scale	Resolution	Full Scale	Resolution	Full Scale	Resolution
DFE3-002	2.0000	0.0001	10.000	0.001	1.0000	0.0001	32.000	0.001	1000.0	0.1
DFE3-010	10.000	0.001	50.000	0.001	5.0000	0.0001	160.00	0.01	5000.0	0.1
DFE3-025	25.000	0.001	100.00	0.01	10.000	0.001	400.00	0.01	10000	1
DFE3-050	50.000	0.001	250.00	0.01	25.000	0.001	800.00	0.01	25000	1
DFE3-100	100.00	0.01	500.00	0.01	50.000	0.001	1600.0	0.1	50000	1
DFE3-200	200.00	0.01	1000.0	0.1	100.00	0.01				
DFE3-500	500.00	0.01	2500.0	0.1	250.00	0.01				



DFE3 Ports

A USB-C port is used to export results to LIMS or to the optional Chatillon ForceTest software.



SPK-TCM-001

The redesigned grip and fixture connection kit offers more flexibility with a wide variety of fixtures.

Specifications and Dimensions

Specifications

Accuracy.....	±0.2% of Full Scale
Maximum Overload.....	150% of Rated Capacity
Resolution	Up to 50,000 resolution points (according the Unit & Capacity)
Peak Capture Rate	10 kHz
Data Sampling	30 kHz
Display Update Rate	10 Hz
Data Save (internal 32Go SD Card)	Up to 100 Results
Loadcell Thread End (10 to 100 lbf).....	#10-32
Loadcell Thread End (200 & 500 lbf)	5/16-18 UNC
Power	Battery (Lithium Ion) or via the USB-C port
Battery Life.....	With Dimming On: 40 Hours With Dimming Off: 30 Hours
Operating Temperature	40 to 110°F (5 to 45°C)
Instrument Weight.....	1.1 lbs (0.5 kg)
Shipping Weight.....	4 lbs (2 kg)

Dimensions

