


		B-CAP® WIRE CONNECTORS		MODELS B1, B2, B4																									
FEATURES/BENEFITS:																													
		<ul style="list-style-type: none"><li>- LOW PROFILE DESIGN GETS YOU INTO TIGHT SPACES AND HARD-TO-REACH SPOTS COMFORTABLY</li><li>- SLIM, CLASSIC FINS OFFER A SECURE GRIP FOR EXTRA LEVERAGE AND EASY INSTALLATION</li><li>- LIVE-ACTION SPRING EASILY HANDLES 2 #18 TO 5 #12, AND WILL EVEN DEAD-END A SINGLE #14</li><li>- UNIQUE, SPACE-SAVING PROFILE IS PERFECT FOR "OLD WORK" OR SHALLOW BOXES</li><li>- EASILY REMOVED FOR REPEAT USAGE ON SAME SIZE OR LARGER WIRE COMBINATION</li></ul>																											
ELECTRICAL:																													
VOLTAGE:																													
GENERAL:		600 V MAX																											
SIGN/LUMINAIRES:		1000 V MAX																											
PHYSICAL:			STANDARDS & SPECIFICATIONS:																										
HOUSING: <b>NYLON</b>			UL 486 C																										
INSERT: <b>STEEL</b>			UL 94V-2 FLAME RATING																										
PLATING: <b>ZINC</b>			CSA- C22.2 NO. 188																										
TEMPERATURE: 105° C (221° F)			RoHS COMPLIANT																										
			IEC 998-2-4																										
																													
WIRE RANGE & COMBINATIONS:																													
<ul style="list-style-type: none"><li>- Solid and/or stranded wire combinations unless stated otherwise</li><li>- Consult website for other combinations not listed</li></ul>																													
MODEL B1 (YELLOW)		MODEL B2 (RED)		MODEL B4 (BLUE/GRAY)																									
STRIP LENGTH: 1/2", strip wires #16 and smaller 5/8"		STRIP LENGTH: 1/2", strip wires #16 and smaller 5/8"		STRIP LENGTH: 3/4"																									
4 to 6 #22 3 to 6 #20 2 to 6 #18 2 to 5 #16 2 to 4 #14 2 to 3 #12		5 to 6 #22 3 to 6 #20 2 to 5 #18 2 to 5 #16 2 to 5 #14 2 to 4 #12 2 #10		4 to 6 #14 2 to 5 #12 2 to 4 #10 2 #8 2 #6																									
DIMENSIONS:																													
		<table><tr><th rowspan="2">MODEL</th><th colspan="2">A</th><th colspan="2">B</th></tr><tr><th>INCHES</th><th>mm</th><th>INCHES</th><th>mm</th></tr><tr><td>B1</td><td>0.96</td><td>24.5</td><td>0.5</td><td>12.6</td></tr><tr><td>B2</td><td>1.22</td><td>29.6</td><td>0.59</td><td>14.9</td></tr><tr><td>B4</td><td>1.51</td><td>38.2</td><td>0.76</td><td>19.3</td></tr></table>				MODEL	A		B		INCHES	mm	INCHES	mm	B1	0.96	24.5	0.5	12.6	B2	1.22	29.6	0.59	14.9	B4	1.51	38.2	0.76	19.3
MODEL	A		B																										
	INCHES	mm	INCHES	mm																									
B1	0.96	24.5	0.5	12.6																									
B2	1.22	29.6	0.59	14.9																									
B4	1.51	38.2	0.76	19.3																									
ORDERING INFO:																													
MODEL B1 (YELLOW)		MODEL B2 (RED)		MODEL B4 (BLUE/GRAY)																									
QUANTITY	CAT. NO.	WEIGHT (lbs)	QUANTITY	CAT. NO.	WEIGHT (lbs)																								
BOX OF 100	B1-1	0.70	BOX OF 100	B2-1	0.77																								
JAR OF 250	B1-250JR	1.00	JAR OF 350	B2-350JR	2.56																								
JAR OF 500	B1-500JR	1.90	JAR OF 500	B2-500JR	3.65																								
BAG OF 500	B1-B	1.70	BAG OF 500	B2-B	3.25																								
BARREL OF 25,000	B1-SK	85.00	BARREL OF 25,000	B2-SK	160.00																								
BOX OF 25			CARTON OF 250																										
			B4-1		0.45																								
			B4-B		4.20																								
FACTORY CONTACT:			SALES CONTACT:																										
IDEAL INDUSTRIES, INC																													