



Process Meter

Advanced Panel Meter (APM)

Programmable dynamic backlight colour

Warning flash

0-10V / 4-20mA / 10-50mA
User selectable Voltage & Current

0.1% Accuracy

40 segment curved bar graph display

Combined digital and bar graph display

Programmable 4 digit star-burst display

Custom messages & annunciators

2 alarm set points

Programmable scale

WIDE viewing angle

USB 2.0

USB port for custom user settings

PLC

2 physical digital and analogue outputs

Less than 53mm deep

Full 4 digit readout for accuracy

OUTPUT

INPUT

user configurable non-linearization

Featuring an acclaimed easy-to-read display and a versatile set of inputs, the Process Meter takes the APM into a wide range of new industrial applications.

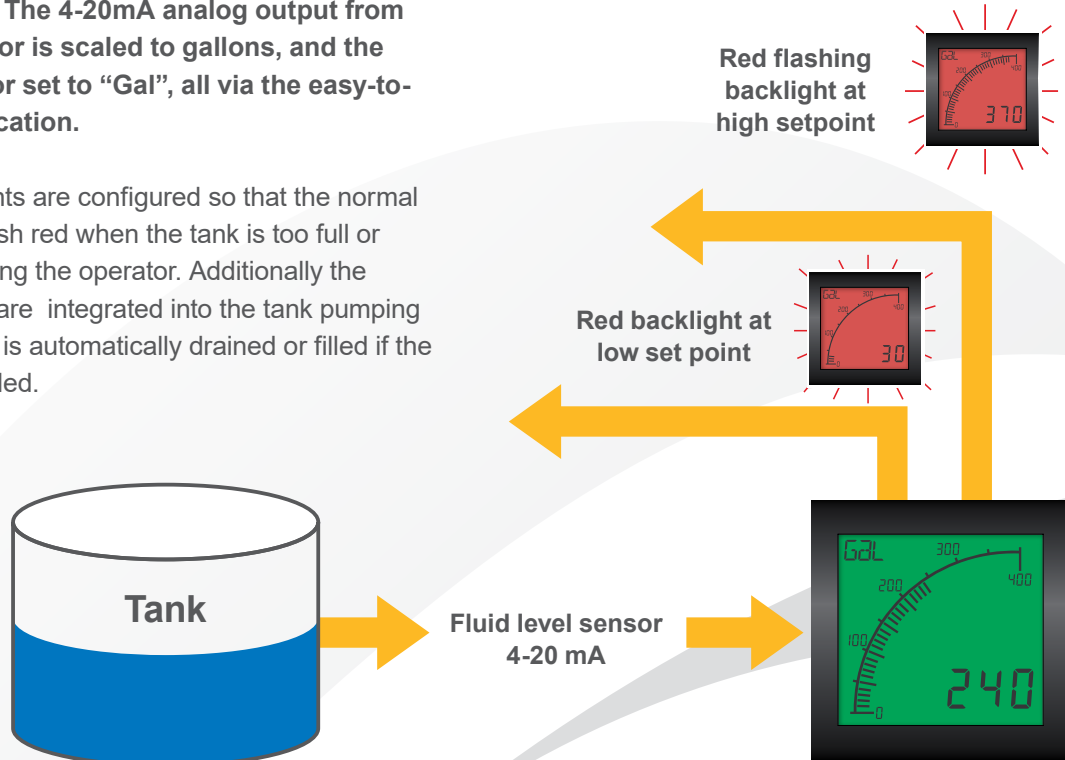
The programmable scale and custom annunciators mean users can tailor the meter to display their critical parameters exactly how they want, while the dynamic backlighting, in conjunction with setpoints, means operators are visually alerted when a parameter is out of range. The two outputs can be used to control other systems in the process, meaning the APM Process Meter is much more than just a display.

Trumeter's innovative technology brings a greater level of accuracy to the APM range through input signal optimization. By using this technology, accuracy of 0.1% or better is now achieved, allowing for more precise measurement, display and control. Non-linear sensors, such as thermocouples and pressure transducers, can also be used thanks to the new APM Configurator application that allows the user to configure upto 20 points in a non-linear conversion table.

Fluid Level Application

The APM Process Meter is used to display the volume of fluid in the tank. The 4-20mA analog output from the fluid level sensor is scaled to gallons, and the custom annunciator set to "Gal", all via the easy-to-use software application.

High and low setpoints are configured so that the normal green display will flash red when the tank is too full or empty, thereby alerting the operator. Additionally the APM digital outputs are integrated into the tank pumping system and the tank is automatically drained or filled if the setpoints are exceeded.

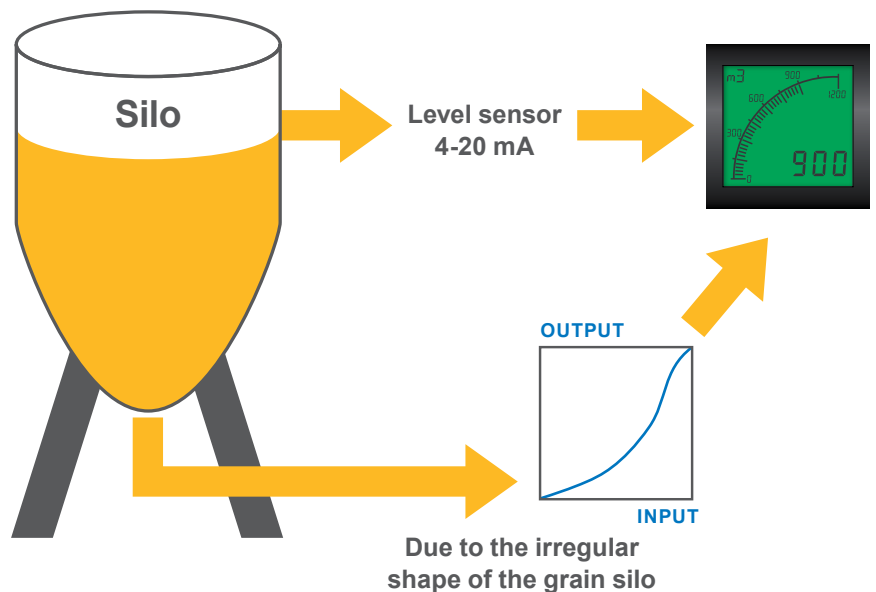


Silo Volume Application

The APM Process Meter is used to display the volume of material in the silo, using the analog output from a level sensor.

The signal from the sensor is scaled into the measurement units cubic metres, and the annunciator customised to m^3 , all via the easy-to-use software. Due to the irregular shape of the silo, the 20-point non linear table is used to correct the non-linear signal from the sensor.

The displayed value accurately shows the volume in the silo. High or low setpoints can be set, and the APM can be integrated into other systems for process control.



Key Features

Large multi-format display that incorporates:

- 40 segment bar graph display
- Large 4-digit display
- Separate Starburst display area for annunciators, custom messages and alarm information
- Dynamic backlight colour

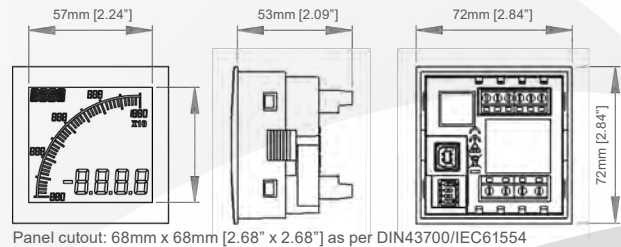
Visibility:

- User-adjustable backlight brightness and colour
- Large display
- Wide viewing angle (horizontal and vertical)
- Custom annunciators

Programmable:

- Display Range (Both Min & Max Values)
- Custom annunciators
- User-selectable backlight color and intensity
- Two independent alarm set-points
- Two independent outputs
- 4-20mA analogue monitor output

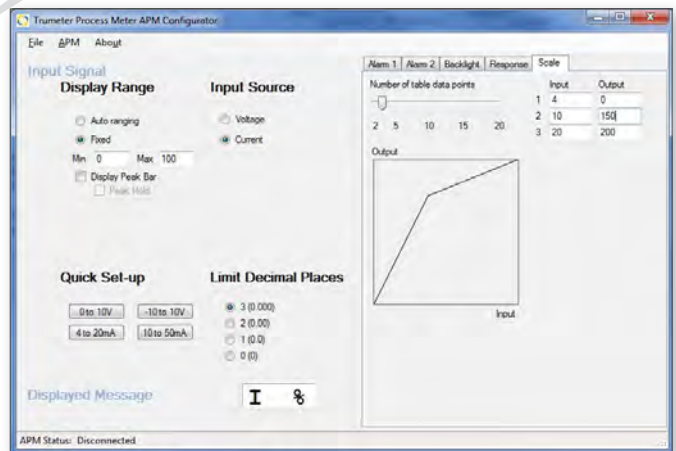
Dimensions:



INPUT	VOLTAGE	CURRENT
Range (DC)	0 to +/-10VDC	0 - 50mA
Impedance	100KΩ	15Ω
Accuracy	0.1%	0.01%
ENVIRONMENTAL		
Temperature - operating	-10 to +60°C	
Temperature - storage	-40 to +70°C	
IP rating (from the front)	IP65	
POWER SUPPLY		
Nominal Input (AC or DC)	12-24 VAC/VDC	
DISPLAY		
Number of digits	4	
Digit height	12mm [0.47"]	
Number of message characters	4	
Backlight colours	Red, Green, White	
LCD display	Positive or Negative	
OUTPUTS		
Max voltage	34V	
Max current	500mA	
Analogue output	4-20mA	
CERTIFICATION	UL and cUL, CE	

Easy To Use Software

Just plug into any USB port on your PC, run the freely available APM Configurator application and you're off. No drivers required.



Part Numbers:

APM-PROC-APO	APM Process Meter, Positive LCD with outputs
APM-PROC-ANO	APM Process Meter, Negative LCD with outputs
022128-01	USB Cable

