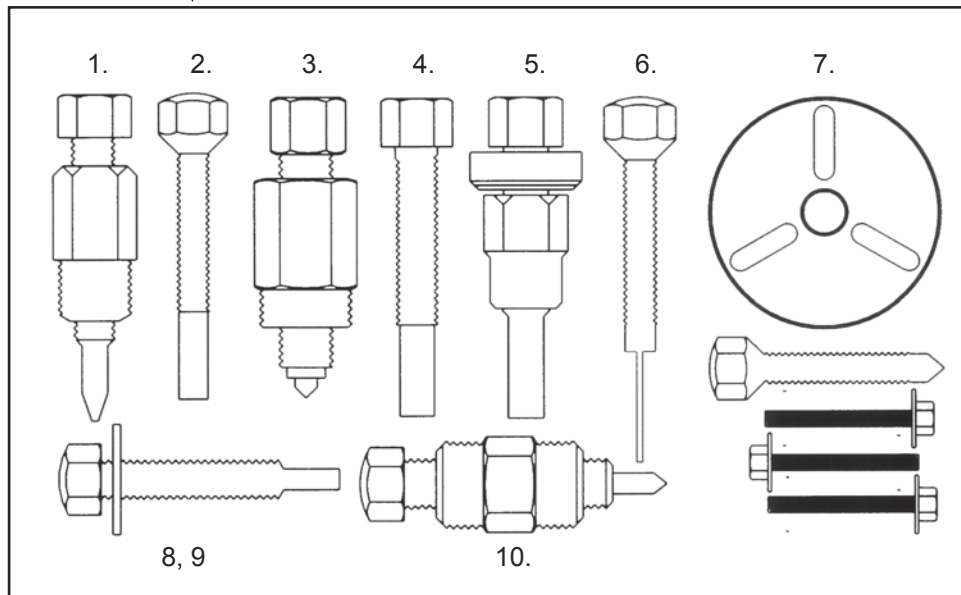




Mastercool[®]
"World Class Quality"

**DELUXE A/C CLUTCH HUB
 PULLER & INSTALLER**

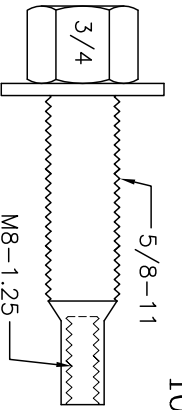
**REPAIRABLE PARTS BREAKDOWN
 (91000-A)**



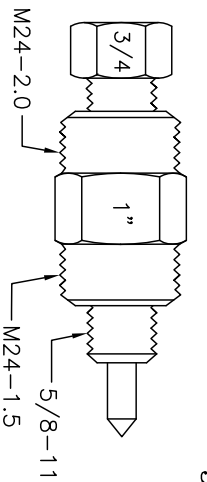
REF. #	DESCRIPTION	PART #
1.	GM CLUTCH PLATE REMOVER	90454
2.	GM CLUTCH PLATE REMOVER ARBOR	91195
3.	GM DA-6 CLUTCH PLATE REMOVER	91212
4.	CLUTCH END PLATE ARBOR	91260
5.	GM CLUTCH PLATE INSTALLER	90458
6.	DIESEL KIKI/MITSUBISHI DEEP REMOVER ARBOR	92260
7.	SANKYO CLUTCH PLATE PULLER WITH 3 BOLTS AND WASHER	90902
8.	5/8" SAE FLATWASHER ZP	0281-054
9.	ARBOR	1052-001
10.	CLUTCH PLATE REMOVER	91122

91000A-PARTS

1052-001

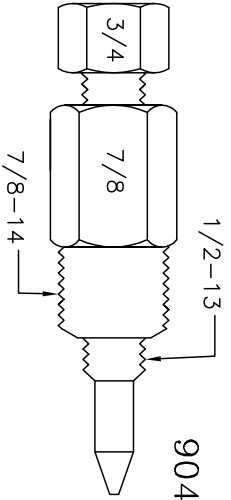


91122

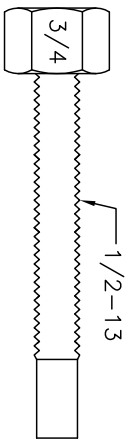


91122

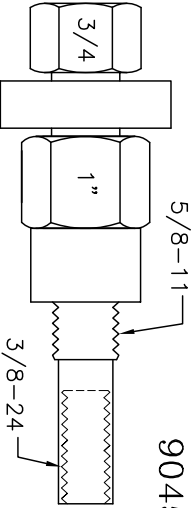
90454



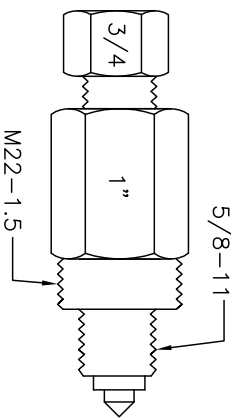
91195



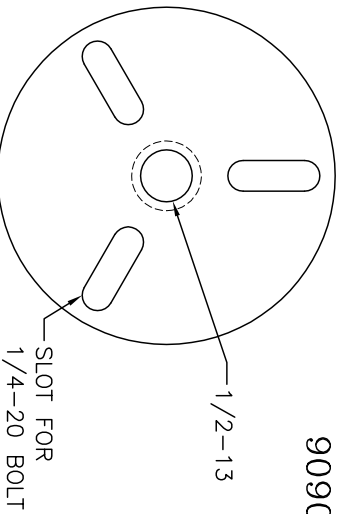
90458



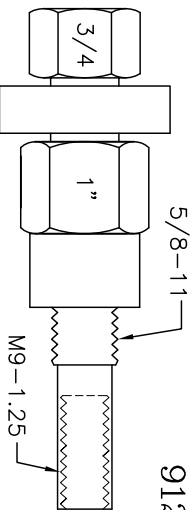
91212



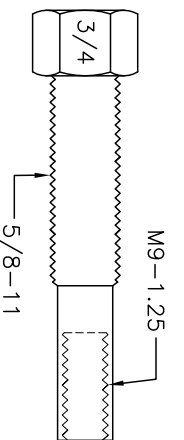
90902



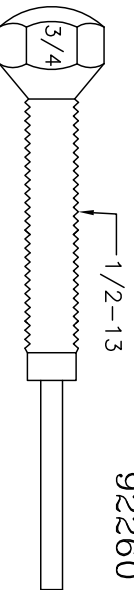
91213



91260



92260



91000-A DLX CLUTCH
HUB PULL-INSTALL KIT