





Defender™ Bases

Painted and Stainless Steel Scale Bases



Durable Industrial and Basic Bench Scale Bases

Building on the success of the Champ™ series of bench scales, the new OHAUS Defender™ Bases offer two levels of durability for the most demanding industrial applications. All Defender Bases offer removable stainless steel weighing pans, IP67 protected single-point loadcells, steel construction, non-slip adjustable feet and integral leveling bubbles.

For standard industrial applications, the Defender Square, Rectangular and Square Washdown Scale Bases (Q, H and W models) offer the same folded and welded steel plate construction found in the popular Champ and Champ II series. For basic use where budget is more of an issue, the Defender Basic Rectangular Bases (B and V models) – available in dry-use and washdown models – offer welded tubular steel construction for economical yet durable performance.

With NTEP certification and Measurement Canada approval, all of these bases can be used for both general applications as well as where legal for trade performance is required.

Standard Features Include:

- Removable stainless steel weighing pans
- Steel frame construction with stainless steel for Washdown models, painted carbon steel for other models
- IP67 protected single point loadcells, with stainless steel loadcells for Washdown models, aluminum loadcells for other models
- Adjustable, non-slip rubber leveling feet and leveling bubble
- 1:5,000 certified performance for Defender Washdown Square and Square Bases (W and Q models), up to 1:3,000 performance for Defender Rectangular Bases (H, V and B models)

Defender™ Bases Painted and Stainless

Defender Square Washdown Bench Scale Bases (W model)

| Model | D10WR | D25WR | D50WL | D100WL | D250WX |
|---|---|-------------------------------------|--|------------------------------------|--|
| Capacity x Readability | 25 lb x 0.002 lb 10 kg x 1 g | 50 lb x 0.005 lb 25 kg x 2 g | 100 lb x 0.01 lb 50 kg x 5 g | 250 lb x 0.02 lb 100 kg x 10 g | 500 lb x 0.05 lb 250 kg x 20 g |
| Capacity x Certified/Approved Readability | 25 lb x 0.005 lb 10 kg x 0.002 kg | 50 lb x 0.01 lb 25 kg x 0.005 kg | 100 lb x 0.02 lb 50 kg x 0.01 kg | 250 lb x 0.05 lb 100 kg 0.02 kg | 500 lb x 0.10 lb 250 kg x 0.05 kg |
| Maximum Certified Resolution | 1:5,000 | 1:5,000 | 1:5,000 | 1:5,000 | 1:5,000 |
| Load Cell Cable | 8.25 ft. / 2.5 m L x 6-wire | | | | |
| Load Cell Rated Output | 2 mV/V ± 10% | | | | |
| Load Cell Excitation Voltage | Maximum 20V (AC/DC) / Recommended 5~15V (AC/DC) | | | | |
| Load Cell Input / Output Resistance | 387 ± 10 ohms / 350 ± 4 ohms | | | | |
| Leveling Components | Externally visible level bubble and adjustable non-slip leveling feet | | | | |
| Operating Temperature | 14°F to 104°F / -10°C to 40°C | | | | |
| Base Dimensions (A x B x C x D x E) (refer to dimensional drawing) | 12 x 12 x 3.7 x 2 x 13.2 in 305 x 305 x 95 x 52 x 335 mm | | 18 x 18 x 4.5 x 2.8 x 19.2 in 457 x 457 x 115 x 70 x 487 mm | | 24 x 24 x 5.4 x 3.5 x 25.2 in 610 x 610 x 137 x 90 x 640 mm |
| Shipping Dimensions (L x W x H) | 19.3 x 16.1 x 17.3 in 490 x 410 x 440 mm | | 31.2 x 23.6 x 9.5 in 810 x 600 x 240 mm | | 39.4 x 29.9 x 9.8 in 1000 x 760 x 250 mm |
| Net Weight | 26.9 lb / 12.2 kg | | 60 lb / 27.2 kg | | 77 lb / 35 kg |
| Shipping Weight | 31.3 lb / 14.2 kg | | 64 lb / 29 kg | | 90 lb / 41 kg |

NTEP CC No. 01-048A1 / Measurement Canada approval AM-5719

Features:

- Square Pan
- All 304 Stainless Steel Design
- Weld/Fold Steel Plate Base (R, L sizes)
- Stainless Steel IP67 Loadcell
- 150% Safe Overload Capacity
- 10,000-12,500d
- 5,000d NTEP Certified/ Measurement Canada Approved

Defender Square Bench Scale Bases (Q model)

| Model | D10QR | D25QR | D50QL | D100QL | D250QX |
|---|---|-------------------------------------|--|------------------------------------|--|
| Capacity x Readability | 25 lb x 0.002 lb 10 kg x 1 g | 50 lb x 0.005 lb 25 kg x 2 g | 100 lb x 0.01 lb 50 kg x 5 g | 250 lb x 0.02 lb 100 kg x 10 g | 500 lb x 0.05 lb 250 kg x 20 g |
| Capacity x Certified/Approved Readability | 25 lb x 0.005 lb 10 kg x 0.002 kg | 50 lb x 0.01 lb 25 kg x 0.005 kg | 100 lb x 0.02 lb 50 kg x 0.01 kg | 250 lb x 0.05 lb 100 kg 0.02 kg | 500 lb x 0.10 lb 250 kg x 0.05 kg |
| Maximum Certified Resolution | 1:5,000 | 1:5,000 | 1:5,000 | 1:5,000 | 1:5,000 |
| Load Cell Cable | 8.25 ft. / 2.5 m L x 6-wire | | | | |
| Load Cell Rated Output | 2 mV/V ± 10% | | | | |
| Load Cell Excitation Voltage | Maximum 20V (AC/DC) / Recommended 5~15V (AC/DC) | | | | |
| Load Cell Input / Output Resistance | 410 ± 10 ohms / 350 ± 4 ohms | | | | |
| Leveling Components | Externally visible level bubble and adjustable non-slip leveling feet | | | | |
| Operating Temperature | 14°F to 104°F / -10°C to 40°C | | | | |
| Base Dimensions (A x B x C x D x E) (refer to dimensional drawing) | 12 x 12 x 3.7 x 2 x 13.2 in 305 x 305 x 95 x 52 x 335 mm | | 18 x 18 x 4.5 x 2.8 x 19.2 in 457 x 457 x 115 x 70 x 487 mm | | 24 x 24 x 5.4 x 3.5 x 25.2 in 610 x 610 x 137 x 90 x 640 mm |
| Shipping Dimensions | 19.3 x 16.1 x 17.3 in 490 x 410 x 440 mm | | 31.2 x 23.6 x 9.5 in 810 x 600 x 240 mm | | 39.4 x 29.9 x 9.8 in 1000 x 760 x 250 mm |
| Net Weight | 26.9 lb / 12.2 kg | | 60 lb / 27.2 kg | | 77 lb / 35 kg |
| Shipping Weight | 31.3 lb / 14.2 kg | | 64 lb / 29 kg | | 90 lb / 41 kg |

NTEP CC No. 01-048A1 / Measurement Canada approval AM-5719

Features:

- Square 304 Stainless Steel Pan
- Painted Carbon Steel Frame
- Weld/Fold Steel Plate Base (R, L sizes)
- Aluminum IP67 Loadcell
- 150% Safe Overload Capacity
- 10,000-12,500d
- 5,000d NTEP Certified/ Measurement Canada Approved

Defender Rectangular Bench Scale Bases (H model)

| Model | D15HR | D30HR | D60HR | D60HL | D100HL | D150HX | D300HX |
|---|---|--------------------------------|--|---------------------------------|--|---------------------------------|--------------------------------|
| Capacity x Readability | 30lb x 0.005lb 15kg x 2g | 60lb x 0.01lb 30kg x 5g | 150lb x 0.02lb 70kg x 10g | 150lb x 0.02lb 60kg x 10g | 250lb x 0.05lb 100kg x 20g | 300lb x 0.05lb 150kg x 20g | 600lb x 0.1lb 300kg x 50g |
| Capacity x Certified/Approved Readability | 30lb x 0.01lb 15kg x 0.005kg | 60lb x 0.02lb 30kg x 0.01kg | 150lb x 0.05lb 60 x 0.02 kg | 150lb x 0.05lb 60kg x 0.02kg | 250lb x 0.1lb 100kg x 0.05kg | 300lb x 0.1lb 150kg x 0.05kg | 600lb x 0.2lb 300kg x 0.1kg |
| Maximum Certified Resolution | 1:3,000 | 1:3,000 | 1:3,000 | 1:3,000 | 1:2,500 | 1:3,000 | 1:3,000 |
| Load Cell Cable | 6.6 ft / 2 m L x 6-wire | | | | | | |
| Load Cell Rated Output | 2 mV/V ± 10% | | | | | | |
| Load Cell Excitation Voltage | Maximum 20V (AC/DC) / Recommended 5~15V (AC/DC) | | | | | | |
| Load Cell Input / Output Resistance | 410 ± 10 ohms / 350 ± 4 ohms | | | | | | |
| Leveling Components | Externally visible level bubble and adjustable non-slip leveling feet | | | | | | |
| Operating Temperature | 14°F to 104°F / -10°C to 40°C | | | | | | |
| Base Dimensions (A x B x C x D x E) (refer to dimensional drawing) | 14 x 12 x 3.7 x 2 x 15 in 355 x 305 x 95 x 50 x 380 mm | | 19.7 x 15.7 x 4.1 x 2.4 x 20.9 in 500 x 400 x 105 x 60 x 530 mm | | 21.7 x 16.5 x 4.9 x 2.8 x 22.8 in 550 x 420 x 125 x 70 x 580 mm | | |
| Shipping Dimensions (L x W x H) | 19.3 x 16.1 x 17.3 in 490 x 410 x 440 mm | | 29.1 x 27.2 x 9.1 in 740 x 690 x 230 mm | | 29.5 x 28 x 9.1 in 750 x 710 x 230 mm | | |
| Net Weight | 20 lb / 9 kg | | 42 lb / 19 kg | | 54 lb / 24.5 kg | | |
| Shipping Weight | 24 lb / 11 kg | | 48.5 lb / 22 kg | | 59.5 lb / 27 kg | | |

NTEP CC No. 99-203A3 / Measurement Canada approval AM-5675

Features:

- Rectangular 304 Stainless Steel Pan
- Painted Carbon Steel Frame
- Weld/Fold Steel Plate Base (R, L sizes)
- Aluminum IP67 Loadcell
- 150% Safe Overload Capacity
- 6,000-7,500d
- 2,500d - 3,000d NTEP Certified / Measurement Canada Approved

Steel Scale Bases

Defender Basic Rectangular Washdown Bases (V model)

| Model | D30VR | D60VR | D60VL | D150VL | D150VX | D300VX |
|---|---|--|-------------------------------------|--|-------------------------------------|------------------------------------|
| Capacity x Readability (d) | 60 lb x 0.01 lb 30 kg x 5 g | 150 lb x 0.02 lb 60 kg x 10 g | 150 lb x 0.02 lb 60 kg x 10 g | 300 lb x 0.05 lb 150 kg x 20 g | 300 lb x 0.05 lb 150 kg x 20 g | 600 lb x 0.1 lb 300 kg x 50 g |
| Capacity x Certified/Approved Readability | 60 lb x 0.02 lb 30 kg x 0.01 kg | 150 lb x 0.05 lb 60 kg x 0.02 kg | 150 lb x 0.05 lb 60 kg x 0.02 kg | 300 lb x 0.1 lb 150 kg x 0.05 kg | 300 lb x 0.1 lb 150 kg x 0.05 kg | 600 lb x 0.2 lb 300 kg x 0.1 kg |
| Load Cell Cable | 6.6 ft / 2m L x 6-wire | | | | | |
| Load Cell Rated Output | 2 mV/V ± 10% | | | | | |
| Load Cell Excitation Voltage | Maximum 20V (AC/DC) / Recommended 5~15V (AC/DC) | | | | | |
| Load Cell Input / Output Resistance | 410 ± 10 ohms / 350 ± 4 ohms | | | | | |
| Leveling Components | Externally visible level bubble and adjustable non-slip leveling feet | | | | | |
| Operating Temperature | -10°C to 40°C / 14°F to 104°F | | | | | |
| Base Dimensions (A x B x C x D x E) | 14 x 12 x 4.8 x 3 x 15 in 355 x 305 x 123 x 75 x 380 mm | 21.6 x 16.5 x 5.4 x 3.1 x 22.6 in 550 x 420 x 136 x 80 x 575 mm | | 25.6 x 19.7 x 5.6 x 3.5 x 26.6 in 650 x 500 x 143 x 90 x 675 mm | | |
| Shipping Dimensions (L x W x H) | 25.3 x 19.6 x 8.5 in / 642 x 497 x 212 mm | 33.7 x 22.2 x 8.9 in / 857 x 564 x 225 mm | | 40.2 x 27 x 9.7 in / 1022 x 687 x 247 mm | | |
| Net Weight | 20 lb / 9 kg | 46 lb / 21 kg | | 73 lb / 33 kg | | |
| Shipping Weight | 24 lb / 11 kg | 53 lb / 24 kg | | 81.5 lb / 37 kg | | |

Features:

- Rectangular Pan
- All 304 Stainless Steel Design
- Tubular Steel Frame
- Stainless Steel IP67 Loadcell
- 125% Safe Overload Capacity
- 6,000-7,500d
- 3,000d NTEP Certified/ Measurement Canada Approved

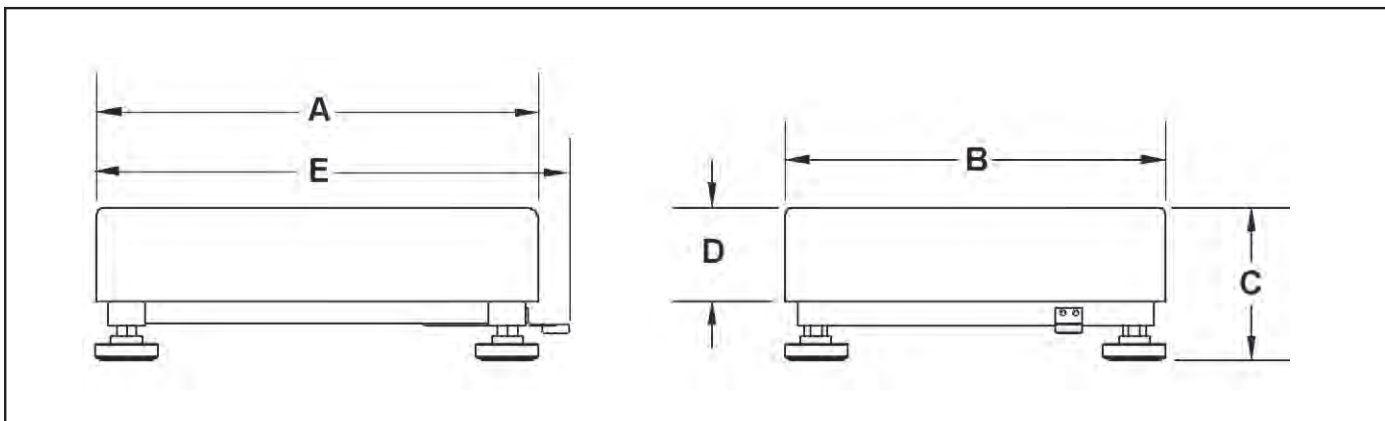
Defender Basic Rectangular Bases (B model)

| Model | D30BR | D60BR | D60BL | D150BL | D150BX | D300BX |
|---|---|--|-------------------------------------|--|-------------------------------------|------------------------------------|
| Capacity x Readability (d) | 60 lb x 0.01 lb 30 kg x 5 g | 150 lb x 0.02 lb 60 kg x 10 g | 150 lb x 0.02 lb 60 kg x 10 g | 300 lb x 0.05 lb 150 kg x 20 g | 300 lb x 0.05 lb 150 kg x 20 g | 600 lb x 0.1 lb 300 kg x 50 g |
| Capacity x Certified/Approved Readability | 60 lb x 0.02 lb 30 kg x 0.01 kg | 150 lb x 0.05 lb 60 kg x 0.02 kg | 150 lb x 0.05 lb 60 kg x 0.02 kg | 300 lb x 0.1 lb 150 kg x 0.05 kg | 300 lb x 0.1 lb 150 kg x 0.05 kg | 600 lb x 0.2 lb 300 kg x 0.1 kg |
| Load Cell Cable | 6.6 ft / 2 m L x 6-wire | | | | | |
| Load Cell Rated Output | 2 mV/V ± 10% | | | | | |
| Load Cell Excitation Voltage | Maximum 20V (AC/DC) / Recommended 5~15V (AC/DC) | | | | | |
| Load Cell Input / Output Resistance | 410 ± 10 ohms / 350 ± 4 ohms | | | | | |
| Leveling Components | Externally visible level bubble and adjustable non-slip leveling feet | | | | | |
| Operating Temperature | -10°C to 40°C / 14°F to 104°F | | | | | |
| Base Dimensions (A x B x C x D x E) | 14 x 12 x 4.8 x 3 x 15 in 355 x 305 x 123 x 75 x 380 mm | 21.6 x 16.5 x 5.4 x 3.1 x 22.6 in 550 x 420 x 136 x 80 x 575 mm | | 25.6 x 19.7 x 5.6 x 3.5 x 26.6 in 650 x 500 x 143 x 90 x 675 mm | | |
| Shipping Dimensions (L x W x H) | 25.3 x 19.6 x 8.5 in 642 x 497 x 212 mm | 33.7 x 22.2 x 8.9 in 857 x 564 x 225 mm | | 40.2 x 27 x 9.7 in 1022 x 687 x 247 mm | | |
| Net Weight | 20 lb / 9 kg | 35 lb / 16 kg | | 62 lb / 28 kg | | |
| Shipping Weight | 24 lb / 11 kg | 42 lb / 19 kg | | 70.5 lb / 32 kg | | |

Features:

- Rectangular 304 Stainless Steel Pan
- Painted Carbon Steel Frame
- Tubular Steel Base
- Aluminum IP67 Loadcell
- 125% Safe Overload Capacity
- 6,000-7,500d
- 3,000d NTEP Certified/ Measurement Canada Approved

Outline Dimensions



Defender™ Scale Bases

Standard Features:

Defender Washdown Square, Square and Rectangular Bases

Durable Base Frame Construction

Stainless steel pans and stainless or painted form-and-weld frames (R, L sizes) provide maximum durability, rigidity and structural integrity. Load-unload cycle tested to ensure long-term performance.



Level Bubble Included

Removable Stainless Steel Pans

For quick cleaning, all bases come with removable stainless steel pans

Base Construction

Defender Square Washdown Bases feature all stainless steel construction - pans, basework and loadcells, for complete washdown protection. Defender Square and Rectangular Bases are made from painted carbon steel with stainless steel pans and aluminum loadcells.

Fully Adjustable Feet

Four rugged, adjustable feet help prevent slippage on wet or uneven surfaces

IP67 Loadcells

For added durability, all loadcells are protected to IP67 against water and condensation



Defender Basic Washdown Rectangular and Rectangular Bases

IP67 Loadcells

For added durability, all loadcells are protected to IP67 against water and condensation

Level Bubble Included

Base Construction

Defender Basic Washdown Bases also feature all stainless steel construction. Defender Basic Rectangular Bases are made from painted carbon steel with stainless steel pans and aluminum loadcells.

Removable Stainless Steel Pans

For quick cleaning, all bases come with removable stainless steel pans

Durable Base Frame Construction

Defender Basic Rectangular Bases are made from welded tubular steel, providing economical durability for industrial applications. Load-unload cycle tested to ensure long-term performance.



Fully Adjustable Feet

Four rugged, adjustable feet help prevent slippage on wet or uneven surfaces



Options and Accessories

Mounting Accessories

OHAUS Number

| | |
|---|----------|
| Base Mount Kit, T51P | 80500722 |
| Column Mount Kit, 13.75in/35cm, painted, T31P/T32XW | 80251743 |
| Column Mount Kit, 26.75in/70cm, painted, T31P/T32XW | 80251744 |
| Column Mount Kit, 13.75in/35cm, stainless steel, T31P/T32XW | 80251745 |
| Column Mount Kit, 26.75in/70cm, stainless steel, T31P/T32XW | 80251746 |
| Column Mount Kit, 13.75in/35cm, painted, T51P/T51XW | 80500723 |
| Column Mount Kit, 26.75in/68cm, painted, T51P/T51XW | 80500724 |
| Column Mount Kit, 13.75in/35cm, stainless steel, T51P/T51XW | 80500725 |
| Column Mount Kit, 26.75in/68cm, stainless steel, T51P/T51XW | 80500726 |

Compatible with all existing columns for Champs with CD/CW11/CD31/33/CKW indicators

Compliance

- **Legal for Trade:** NTEP CC No. 01-048A1 for W and Q bases, 99-203A3 for H bases and 08-021 for B, V bases; Measurement Canada Approval No. AM-5717 for W and Q bases, AM-5667 for H bases and AM-5632 for B and V bases
- **Safety and EMC:** UL_{us} 2005/95/EC low voltage directive: EN60950-1:2001, FCC Part 15 Class A 2004/108/EC EMC directive: EN61326-1:1997; +A1:1998; +A2:2001; + A3>2003
- **Other:** Compliant to Directive 2002/96/EC on waste electrical and electronic equipment (WEEE)

* ISO 9001
Registered Quality Management System

80774416_E © Copyright Ohaus Corporation

