

Pipe/Tube Cutting & Preparation

- Wide selection from a single source.
- Durable designs.
- Exclusive features for maximum productivity.



| Type | No. of Models | Pipe Capacity | | Page |
|--------------------------------|---------------|---------------|----------|------|
| | | in. | mm | |
| Pipe Reamers | | | | |
| Reamers | 4 | ¼ - 4 | 8 - 100 | 3.2 |
| Pipe Cutters | | | | |
| Heavy-Duty | 7 | ⅛ - 6 | 3 - 150 | 3.2 |
| 4-Wheel | 2 | ¾ - 4 | 20 - 100 | 3.3 |
| Wide Roll | 1 | ⅛ - 2 | 3 - 50 | 3.3 |
| Hinged | 11 | 2 - 12 | 50 - 300 | 3.3 |
| Soil Pipe | 5 | 1½ - 8 | 40 - 200 | 3.4 |
| Replacement Cutter Wheels | 21 | – | – | 3.5 |
| Power Pipe Cutting | 4 | 2½ - 12 | 65 - 300 | 3.6 |
| Copper / Stainless Cut & Prep | 1 | ½ - 2 | 12 - 60 | 3.8 |
| Tubing Cutters | 33 | ⅛ - 6⅝ | 3 - 171 | 3.10 |
| Replacement Cutting Wheels | 21 | ⅛ - 6⅝ | 3 - 171 | 3.13 |
| Plastic and Multilayer Cutters | 8 | ⅛ - 2⅝ | 3 - 60 | 3.14 |
| Reamers, Deburring Tools | 7 | ¼ - 4 | 6 - 100 | 3.17 |

PIPE/TUBE CUTTING & PREPARATION

Pipe Reamers



Pipe Reamers

- Model 2-S Spiral Ratchet Reamer – Self-feeding spiral design for extra-fast and easy hand reaming. Model 2-S Reamer is not suitable for power reaming.
- Models 2 and 3 Ratchet Reamers – Long taper design will not dig in. Suitable for use with power drives.
- Model 254 Spiral Ratchet Reamer – Hollow center reduces weight. Large pressure plate. Hardened alloy steel cone removable for sharpening. Not suitable for power reaming.

| Catalog No. | Model No. | Description | Capacity | | Weight | | Std. Pack | Replacement Cone Cat. No. |
|-------------|-----------|-----------------|----------|----------|--------|-----|-----------|---------------------------|
| | | | in. | mm | lb. | kg | | |
| 34955 | 2-S | Spiral Reamer | ¼ - 2 | 6 - 50 | 7¼ | 3,3 | 1 | 35020 |
| 34945 | 2 | Straight Reamer | ⅛ - 2 | 3 - 50 | 7 | 3,2 | 1 | 34975 |
| 34950 | 3 | Straight Reamer | ⅜ - 3 | 9 - 75 | 11½ | 5,2 | 1 | 35090 |
| 34960 | 254 | Spiral Reamer | 2½ - 4 | 62 - 100 | 14 | 6,4 | 1 | 35135 |

Note: All reamers include handle.

Pipe Cutters

Pipe Cutter Selection

| Cutters | | | | | | | | | | | |
|---------------------|-------------------|------------|-------------------------|----------|--------------------------|-----------|-------------------------|----------|---------------------------|-----------|---------------------------|
| | | | | | | | | | | | |
| | | Heavy-Duty | | 4-Wheel | | Wide-Roll | | Hinged | | Soil Pipe | |
| | | Page 3.2 | | Page 3.3 | | Page 3.3 | | Page 3.3 | | Page 3.4 | |
| Material / Diameter | Steel / Stainless | ✓ | ⅛" - 6" (3 - 150 mm) | ✓ | ¾" - 4" (20 - 100 mm) | ✓ | ⅛" - 2" (30 - 50 mm) | ✓ | 2" - 12" (50 - 300 mm) | — | — |
| | Heavy-Wall Steel | ✓ | | ✓ | | ✓ | | ✓ | | — | |
| | Cast Iron | — | — | — | — | — | — | — | — | ✓ | 1½" - 8" (40 - 200 mm) |

Heavy-Duty Pipe Cutters

- Fast, clean pipe cutting by hand or power.
- Extra-long shank protects adjustment threads, while an extra-large handle is provided for quick, easy adjustment.
- Can be converted to 3-wheel cutter by replacing rollers with cutter wheel. The 2A and 4S models can be ordered as a 3-wheel model for use in areas where a complete turn is not possible.
- Second handle on 3-S, 4-S and 6-S models make two-man leverage possible on large pipe sizes.

| Catalog No. | Model No. | Pipe Cutter Description | Pipe Capacity* Nominal Size | | Weight | |
|-------------|-----------|-------------------------|-----------------------------|-----------|--------|------|
| | | | in. | mm | lb. | kg |
| 32810 | 1-A | Heavy-Duty | ⅛ - 1¼ | 3 - 32 | 6½ | 3,0 |
| 32820 | 2-A | Heavy-Duty | ⅛ - 2 | 3 - 50 | 7 | 3,2 |
| 32825 | 2-A | 2-A 3-Wheel Heavy-Duty | ⅛ - 2 | 3 - 50 | 7 | 3,2 |
| 32830 | 3-S | Heavy-Duty | 1 - 3 | 25 - 80 | 15 | 6,9 |
| 32840 | 4-S | Heavy-Duty | 2 - 4 | 50 - 100 | 18 | 8,2 |
| 32845 | 4-S | 4-S 3-Wheel Heavy-Duty | 2 - 4 | 50 - 100 | 18 | 8,2 |
| 32850 | 6-S | Heavy-Duty | 4 - 6 | 100 - 150 | 22 | 10,0 |

* Pipe capacity = maximum nominal diameter of steel pipe




Find Quality Products Online at:

www.GlobalTestSupply.com

sales@GlobalTestSupply.com

RIDGID

PIPE/TUBE CUTTING & PREPARATION



4-Wheel Pipe Cutters

- Designed for work in areas where a complete turn is impossible.
- Model 42-A has a short handle for use in confined areas.
- Second handle on Model 44-S makes two-man leverage possible for large pipe sizes.
- Both models are equipped with four heavy-duty wheels.

| Catalog No. | Model No. | Pipe Cutter Description | Pipe Capacity** Nominal Size | | Weight | |
|-------------|-----------|-------------------------|------------------------------|----------|--------|-----|
| | | | in. | mm | lb. | kg |
| 32870 | 42-A | Heavy-Duty 4-Wheel | ¾ - 2 | 20 - 50 | 6¾ | 3,1 |
| 32880 | 44-S | Heavy-Duty 4-Wheel | 2½ - 4 | 65 - 100 | 20 | 9,1 |



Wide-Roll Pipe Cutter

- Featuring extra-wide rolls, this cutter is especially designed for use with power drives.
- The wide rolls provide for true tracking and cleaner cuts.

| Catalog No. | Model No. | Pipe Cutter Description | Pipe Capacity** Nominal Size | | Weight | |
|-------------|-----------|-------------------------|------------------------------|--------|--------|-----|
| | | | in. | mm | lb. | kg |
| 32895 | 202 | Heavy-Duty Wide Rolls | ¼ - 2 | 3 - 50 | 8 | 3,5 |



Hinged Pipe Cutters

- Designed for rapid cutting of 2" (50 mm) to 12" (300 mm) steel pipe, heavy-wall steel pipe and cast-iron pipe.
- The 11 models operate with minimal cutter rotation as necessary for tight quarters.
- Second handle included for 466, 472 and 468 makes two-man leverage possible for large pipe sizes.

| Catalog No. | Model No. | Pipe Cutter Description | Pipe Capacity** Nominal Size | | Weight | |
|-------------|-----------|---------------------------|------------------------------|-----------|--------|------|
| | | | in. | mm | lb. | kg |
| 73162 | 424-S* | For Steel Pipe | 2 - 4 | 50 - 100 | 13½ | 6,0 |
| 74227 | 424-CI | For Cast/Ductile Iron | 2 - 4 | 50 - 100 | 13½ | 6,0 |
| 90995 | 466-D | For SML Pipe | 3 - 6 | 80 - 150 | 29 | 13,0 |
| 83080 | 466-S* | For Steel Pipe | 4 - 6 | 100 - 150 | 28½ | 13,0 |
| 83085 | 466-HWS* | For Heavy-Wall Steel Pipe | 4 - 6 | 100 - 150 | 28½ | 13,0 |
| 74685 | 466-CI | For Cast-Iron Pipe | 4 - 6 | 100 - 150 | 28½ | 13,0 |
| 83145 | 468-S* | For Steel Pipe | 6 - 8 | 150 - 200 | 33 | 15,0 |
| 83150 | 468-HWS* | For Heavy-Wall Steel Pipe | 6 - 8 | 150 - 200 | 33½ | 15,2 |
| 74700 | 468-CI | For Cast-Iron Pipe | 6 - 8 | 150 - 200 | 33½ | 15,2 |
| 83165 | 472-S* | For Steel Pipe | 8 - 12 | 200 - 300 | 41½ | 19,0 |
| 83170 | 472-HWS* | For Heavy-Wall Steel Pipe | 8 - 12 | 200 - 300 | 42 | 19,1 |
| 74710 | 472-CI | For Cast-Iron Pipe | 8 - 12 | 200 - 300 | 42 | 19,1 |

* Furnished with X-tra sharp wheel for up to 40% faster cutting.

** Pipe capacity = maximum nominal diameter of steel pipe

(TOOLTIP) Three- and four-wheel pipe cutters should only be used when the cutter cannot be rotated completely around the pipe.

Find Quality Products Online at: www.GlobalTestSupply.com

sales@GlobalTestSupply.com

RIDGID

PIPE/TUBE CUTTING & PREPARATION

Soil Pipe Cutters



No. 226 In-Place Soil Pipe Cutter

- The RIDGID Model 226 In-Place Soil Pipe Cutter is a compact, lightweight tool designed to cut hub 1½" (40 mm) to 6" (150 mm) and No-Hub® soil pipe in tight quarters.
- Only 17" (43 cm) long, the Model 226 is perfect for cutting cast iron, cement and clay pipe where space is limited.
- The Model 226 is especially suited for against-the-wall and other tight quarter applications.
- From the Model 226's compact design to its unique chain latching mechanism, every feature has been engineered for maximum productivity.



No. 246, 246S, 246L & 248 Soil Pipe Cutters

- Model 246 soil pipe cutters cut 2" (50 mm) to 12" (300 mm) clay, cast-iron or cement pipe.
- Ratchet-action handle parallel to pipe allows for application in minimum width trenches.
- Complete with hand guard to protect operator's knuckles when cutting.
- Model 248 has larger diameter cutting wheels and a longer handle. Designed to cut up to 18" (450 mm) concrete / clay pipe.



No. 228 Soil Pipe Assembly Tool

- Handles all 1½" (40 mm) to 8" (200 mm) gasketed soil pipe without extra, loose attachments.
- Easy assembly of Y, tee and elbow fittings, as well as straight lengths from any angle.
- Slim, compact design lets one man assemble even large sizes quickly and easily.
- Removal of handle facilitates vertical and overhead pipe assembly.

Ordering Information


| Catalog No. | Model No. | Description | Capacity | | Weight | | Std. Pack | Replmt. Chain Cat # |
|-------------|-----------|---------------------------|----------|----------|--------|------|-----------|---------------------|
| | | | in. | mm | lb. | kg | | |
| 69982 | 226 | In-Place Soil Pipe Cutter | 1½ - 6 | 40 - 150 | 18 | 8,2 | 1 | 33670 |
| 32900 | 246 | Soil Pipe Cutter | 1½ - 6 | 40 - 150 | 25 | 11,3 | 1 | 34575 |
| 14991 | 246S | Soil Pipe Cutter | 2 - 8 | 50 - 200 | 26 | 12 | 1 | 1* |
| 10531 | 246L | Soil Pipe Cutter | 2 - 12 | 50 - 300 | 33 | 15 | 1 | 2* |
| 62797 | 248 | Soil Pipe Cutter | 2 - 18 | 50 - 450 | 42 | 19 | 1 | 63287 |
| 32905 | 228 | Soil Pipe Assembly Tool | 1½ - 8 | 40 - 200 | 22¾ | 10,3 | 1 | — |

1* = 34575 + 2 x 34570 / 2* = 2 x 34575

Pipe Cutter Replacement Wheels



Always use genuine RIDGID cutter wheels. These wheels are precision-machined from high-grade steel and are engineered for long life and maximum cutting accuracy.



| Pipe Cutters (Original Product) Model | | | | Catalog No. | | | | | | | | | | | | | | | | | | | | | | | | | | | | | | | | | | Application/ Material | | | | | | | | | | | | | | | | | | | | | | | | | | | | | | | | | | | | | | | | | | | | | | | | | | | | | | | | | | | | | | | | | | | | | | | | | | | | | | | | | | | | | | | | | | | | | | | | | | | | | | | | | | | | | | | | | | | | | | | | | | | | | | | | | | | | | | | | | | | | | | | | | | | | | | | | | | | | | | | | | | | | | | | | | | | | | | | | | | | | | | | | | | | | | | | | | | | | | | | | | | | | | | | | | | | | | | | | | | | | | | | | | | | | | | | | | | | | | | | | | | | | | | | | | | | | | | | | | | | | | | | | | | | | | | | | | | | | | | | | | | | | | | | | | | | | | | | | | | | | | | | | | | | | | | | | | | | | | | | | | | | | | | | | | | | | | | | | | | | | | | | | | | | | | | | | | | | | | | | | | | | | | | | | | | | | | | | | | | | | | | | | | | | | | | | | | | | | | | | | | | | | | | | | | | | | | | | | | | | | | | | | | | | | | | | | | | | | | | | | | | | | | | | | | | | | | | | | | | | | | | | | | | | | | | | | | | | | | | | | | | | | | | | | | | | | | | | | | | | | | | | | | | | | | | | | | | | | | | | | | | | | | | | | | | | | | | | | | | | | | | | | | | | | | | | | | | | | | | | | | | | | | | | | | | | | | | | | | | | | | | | | | | | | | | | | | | | | | | | | | | | | | | | | | | | | | | | | | | | | | | | | | | | | | | | | | | | | | | | | | | | | | | | | | | | | | | | | | | | | | | | | | | | | | | | | | | | | | | | | | | | | | | | | | | | | | | | | | | | | | | | | | | | | | | | | | | | | | | | | | | | | | | | | | | | | | | | | | | | | | | | | | | | | | | | | | | | | | | | | | | | | | | | | | | | | | | | | | | | | | | | | | | | | | | | | | | | | | | | | | | | | | | | | | | | | | | | | | | | | | | | | | | | | | | | | | | | | | | | | | | | | | | | | | | | | | | | | | | | | | | | | | | | | | | | | | | | | | | | | | | | | | | | | | | | | | | | | | | | | | | | | | | | | | | | | | | | | | | | | | | | | | | | | | | | | | | | | | | | | | | | | | | | | | | | | | | | | | | | | | | | | | | | | | | | | | | | | | | | | | | | | | | | | | | | | | | | | | | | | | | | | | | | | | | | | | | | | | | | | | | | | | | | | | | | | | | | | | | | | | | | | | | | | | | | | | | | | | | | | | | | | | | | | | | | | | | | | | | | | | | | | | | | | | | | | | | | | | | | | | | | | | | | | | | | | | | | | | | | | | | | | | | | | | | | | | | | | | | | | | | | | | | | | | | | | | | | | | | | | | | | | | | | | | | | | | | | | | | | | | | | | | | | | | | | | | | | | | | | | | | | | | | | | | | | | | | | | | | | | | | | | | | | | | | | | | | | | | | | | | | | | | | | | | | | | | | | | | | | | | | | | | | | | | | | |
|---|-------------|-----------|---------------|-------------|-----------|----|----|----|----|----|-----|-----|-----|-----|-----|-----|-----|---------|-----|-----|------|-------|------|------|------|--------|------|------|--------|------|------|--------|-------------------|-----------|-----------|-----------|--|--------------------------|--|--|--|--|--|--|--|--|--|--|--|--|--|--|--|--|--|--|--|--|--|--|--|--|--|--|--|--|--|--|--|--|--|--|--|--|--|--|--|--|--|--|--|--|--|--|--|--|--|--|--|--|--|--|--|--|--|--|--|--|--|--|--|--|--|--|--|--|--|--|--|--|--|--|--|--|--|--|--|--|--|--|--|--|--|--|--|--|--|--|--|--|--|--|--|--|--|--|--|--|--|--|--|--|--|--|--|--|--|--|--|--|--|--|--|--|--|--|--|--|--|--|--|--|--|--|--|--|--|--|--|--|--|--|--|--|--|--|--|--|--|--|--|--|--|--|--|--|--|--|--|--|--|--|--|--|--|--|--|--|--|--|--|--|--|--|--|--|--|--|--|--|--|--|--|--|--|--|--|--|--|--|--|--|--|--|--|--|--|--|--|--|--|--|--|--|--|--|--|--|--|--|--|--|--|--|--|--|--|--|--|--|--|--|--|--|--|--|--|--|--|--|--|--|--|--|--|--|--|--|--|--|--|--|--|--|--|--|--|--|--|--|--|--|--|--|--|--|--|--|--|--|--|--|--|--|--|--|--|--|--|--|--|--|--|--|--|--|--|--|--|--|--|--|--|--|--|--|--|--|--|--|--|--|--|--|--|--|--|--|--|--|--|--|--|--|--|--|--|--|--|--|--|--|--|--|--|--|--|--|--|--|--|--|--|--|--|--|--|--|--|--|--|--|--|--|--|--|--|--|--|--|--|--|--|--|--|--|--|--|--|--|--|--|--|--|--|--|--|--|--|--|--|--|--|--|--|--|--|--|--|--|--|--|--|--|--|--|--|--|--|--|--|--|--|--|--|--|--|--|--|--|--|--|--|--|--|--|--|--|--|--|--|--|--|--|--|--|--|--|--|--|--|--|--|--|--|--|--|--|--|--|--|--|--|--|--|--|--|--|--|--|--|--|--|--|--|--|--|--|--|--|--|--|--|--|--|--|--|--|--|--|--|--|--|--|--|--|--|--|--|--|--|--|--|--|--|--|--|--|--|--|--|--|--|--|--|--|--|--|--|--|--|--|--|--|--|--|--|--|--|--|--|--|--|--|--|--|--|--|--|--|--|--|--|--|--|--|--|--|--|--|--|--|--|--|--|--|--|--|--|--|--|--|--|--|--|--|--|--|--|--|--|--|--|--|--|--|--|--|--|--|--|--|--|--|--|--|--|--|--|--|--|--|--|--|--|--|--|--|--|--|--|--|--|--|--|--|--|--|--|--|--|--|--|--|--|--|--|--|--|--|--|--|--|--|--|--|--|--|--|--|--|--|--|--|--|--|--|--|--|--|--|--|--|--|--|--|--|--|--|--|--|--|--|--|--|--|--|--|--|--|--|--|--|--|--|--|--|--|--|--|--|--|--|--|--|--|--|--|--|--|--|--|--|--|--|--|--|--|--|--|--|--|--|--|--|--|--|--|--|--|--|--|--|--|--|--|--|--|--|--|--|--|--|--|--|--|--|--|--|--|--|--|--|--|--|--|--|--|--|--|--|--|--|--|--|--|--|--|--|--|--|--|--|--|--|--|--|--|--|--|--|--|--|--|--|--|--|--|--|--|--|--|--|--|--|--|--|--|--|--|--|--|--|--|--|--|--|--|--|--|--|--|--|--|--|--|--|--|--|--|--|--|--|--|--|--|--|--|--|--|--|--|--|--|--|--|--|--|--|--|--|--|--|--|--|--|--|--|--|--|--|--|--|--|--|--|--|--|--|--|--|--|--|--|--|--|--|--|--|--|--|--|--|--|--|--|--|--|--|--|--|--|--|--|--|--|--|--|--|--|--|--|--|--|--|--|--|--|--|--|--|--|--|--|--|--|--|--|--|--|--|--|--|--|--|--|--|--|--|--|--|--|--|--|--|--|--|--|--|--|--|--|--|--|--|--|--|--|--|--|--|--|--|--|--|--|--|--|--|--|--|--|--|--|--|--|--|--|--|--|--|--|--|--|--|--|--|--|--|--|--|--|--|--|--|--|--|--|--|--|--|--|--|--|--|--|--|--|--|--|--|--|--|--|--|--|--|--|--|--|--|--|--|--|--|--|--|--|--|--|--|--|--|--|--|--|--|--|--|--|--|--|--|--|--|--|--|--|--|--|--|--|--|--|--|--|--|--|--|--|--|--|--|--|--|--|--|--|--|--|--|--|--|--|--|--|--|--|--|--|--|--|--|--|--|--|--|--|--|--|--|--|--|--|--|--|--|--|--|--|--|--|--|--|--|--|--|--|--|--|--|--|--|--|--|--|--|--|--|--|--|--|--|--|--|--|--|--|--|--|--|--|--|--|--|--|--|--|--|--|--|--|--|--|--|--|--|--|--|--|--|--|--|--|--|--|--|--|--|--|--|--|--|--|--|--|--|--|--|--|--|--|--|--|--|--|--|--|--|--|--|--|--|--|--|--|--|--|--|--|--|--|--|--|--|--|--|--|--|--|--|--|--|--|--|--|--|--|--|--|--|--|--|--|--|--|--|--|--|--|--|--|--|--|--|--|--|--|--|--|--|--|--|--|--|--|--|--|--|--|--|--|--|--|--|--|--|--|--|--|--|--|--|--|--|--|--|--|--|--|--|--|--|--|--|--|--|--|--|--|--|--|--|--|--|--|--|--|--|--|--|--|--|--|--|--|--|--|--|--|--|--|--|--|--|--|--|--|--|--|--|--|--|--|--|--|--|--|--|--|--|--|--|--|--|--|--|--|--|--|--|--|--|--|--|--|--|--|--|--|--|--|--|--|--|--|--|--|--|--|--|--|--|--|--|--|--|--|--|--|--|--|--|--|--|--|--|--|--|--|--|--|--|--|--|--|--|--|--|
| | | | | | Model No. | 1A | 2A | 3S | 4S | 6S | 42A | 44S | 202 | 206 | 208 | 209 | 226 | 246/266 | 248 | 360 | 424S | 424CI | 466C | 466D | 466S | 466HWS | 468C | 468S | 468HWS | 472C | 472S | 472HWS | 820/364(535/1822) | 732(1215) | 763(1233) | 764(1224) | | | | | | | | | | | | | | | | | | | | | | | | | | | | | | | | | | | | | | | | | | | | | | | | | | | | | | | | | | | | | | | | | | | | | | | | | | | | | | | | | | | | | | | | | | | | | | | | | | | | | | | | | | | | | | | | | | | | | | | | | | | | | | | | | | | | | | | | | | | | | | | | | | | | | | | | | | | | | | | | | | | | | | | | | | | | | | | | | | | | | | | | | | | | | | | | | | | | | | | | | | | | | | | | | | | | | | | | | | | | | | | | | | | | | | | | | | | | | | | | | | | | | | | | | | | | | | | | | | | | | | | | | | | | | | | | | | | | | | | | | | | | | | | | | | | | | | | | | | | | | | | | | | | | | | | | | | | | | | | | | | | | | | | | | | | | | | | | | | | | | | | | | | | | | | | | | | | | | | | | | | | | | | | | | | | | | | | | | | | | | | | | | | | | | | | | | | | | | | | | | | | | | | | | | | | | | | | | | | | | | | | | | | | | | | | | | | | | | | | | | | | | | | | | | | | | | | | | | | | | | | | | | | | | | | | | | | | | | | | | | | | | | | | | | | | | | | | | | | | | | | | | | | | | | | | | | | | | | | | | | | | | | | | | | | | | | | | | | | | | | | | | | | | | | | | | | | | | | | | | | | | | | | | | | | | | | | | | | | | | | | | | | | | | | | | | | | | | | | | | | | | | | | | | | | | | | | | | | | | | | | | | | | | | | | | | | | | | | | | | | | | | | | | | | | | | | | | | | | | | | | | | | | | | | | | | | | | | | | | | | | | | | | | | | | | | | | | | | | | | | | | | | | | | | | | | | | | | | | | | | | | | | | | | | | | | | | | | | | | | | | | | | | | | | | | | | | | | | | | | | | | | | | | | | | | | | | | | | | | | | | | | | | | | | | | | | | | | | | | | | | | | | | | | | | | | | | | | | | | | | | | | | | | | | | | | | | | | | | | | | | | | | | | | | | | | | | | | | | | | | | | | | | | | | | | | | | | | | | | | | | | | | | | | | | | | | | | | | | | | | | | | | | | | | | | | | | | | | | | | | | | | | | | | | | | | | | | | | | | | | | | | | | | | | | | | | | | | | | | | | | | | | | | | | | | | | | | | | | | | | | | | | | | | | | | | | | | | | | | | | | | | | | | | | | | | | | | | | | | | | | | | | | | | | | | | | | | | | | | | | | | | | | | | | | | | | | | | | | | | | | | | | | | | | | | | | | | | | | | | | | | | | | | | | | | | | | | | | | | | | | | | | | | | | | | | | | | | | | | | | | | | | | | | | | | | | | | | | | | | | | | | | | | | | | | | | | | | | | | | | | | | | | | | | | | | | | | | | | | | | | | | | | | | | | | | | | | | | | | | | | | | | | | | | | | | | | | | | | | | | | | | | | | | | | | | | | | | | | | | | | | | | | | | | | | | | | | | | | | | | | | | | | | | | | | | | |
| Cutter Wheels | Catalog No. | Model No. | Standard Pack | Blade Exp. | | | | | | | | | | | | | | | | | | | | | | | | | | | | | | | | | | | | | | | | | | | | | | | | | | | | | | | | | | | | | | | | | | | | | | | | | | | | | | | | | | | | | | | | | | | | | | | | | | | | | | | | | | | | | | | | | | | | | | | | | | | | | | | | | | | | | | | | | | | | | | | | | | | | | | | | | | | | | | | | | | | | | | | | | | | | | | | | | | | | | | | | | | | | | | | | | | | | | | | | | | | | | | | | | | | | | | | | | | | | | | | | | | | | | | | | | | | | | | | | | | | | | | | | | | | | | | | | | | | | | | | | | | | | | | | | | | | | | | | | | | | | | | | | | | | | | | | | | | | | | | | | | | | | | | | | | | | | | | | | | | | | | | | | | | | | | | | | | | | | | | | | | | | | | | | | | | | | | | | | | | | | | | | | | | | | | | | | | | | | | | | | | | | | | | | | | | | | | | | | | | | | | | | | | | | | | | | | | | | | | | | | | | | | | | | | | | | | | | | | | | | | | | | | | | | | | | | | | | | | | | | | | | | | | | | | | | | | | | | | | | | | | | | | | | | | | | | | | | | | | | | | | | | | | | | | | | | | | | | | | | | | | | | | | | | | | | | | | | | | | | | | | | | | | | | | | | | | | | | | | | | | | | | | | | | | | | | | | | | | | | | | | | | | | | | | | | | | | | | | | | | | | | | | | | | | | | | | | | | | | | | | | | | | | | | | | | | | | | | | | | | | | | | | | | | | | | | | | | | | | | | | | | | | | | | | | | | | | | | | | | | | | | | | | | | | | | | | | | | | | | | | | | | | | | | | | | | | | | | | | | | | | | | | | | | | | | | | | | | | | | | | | | | | | | | | | | | | | | | | | | | | | | | | | | | | | | | | | | | | | | | | | | | | | | | | | | | | | | | | | | | | | | | | | | | | | | | | | | | | | | | | | | | | | | | | | | | | | | | | | | | | | | | | | | | | | | | | | | | | | | | | | | | | | | | | | | | | | | | | | | | | | | | | | | | | | | | | | | | | | | | | | | | | | | | | | | | | | | | | | | | | | | | | | | | | | | | | | | | | | | | | | | | | | | | | | | | | | | | | | | | | | | | | | | | | | | | | | | | | | | | | | | | | | | | | | | | | | | | | | | | | | | | | | | | | | | | | | | | | | | | | | | | | | | | | | | | | | | | | | | | | | | | | | | | | | | | | | | | | | | | | | | | | | | | | | | | | | | | | | | | | | | | | | | | | | | | | | | | | | | | | | | | | | | | | | | | | | | | | | | | | | | | | | | | | | | | | | | | | | | | | | | | | | | | | | | | | | | | | | | | | | | | | | | | | | | | | | | | | | | | | | | | | | | | | | | | | | | | | | | | | | | | | | | | | | | | | | | | | | | | | | | | | | | | | | | | | | | | | | | | | | | | | | | | | | | | | | | | | | | | | | | | | | | | | | | | | | | | | | | | | | | | | | | | | | | | | | | | | | | | | | |

● Denotes Cutter Wheels furnished with original product. ▲ Denotes alternate Cutter Wheel * Blade exposure = Thickness in mm.

PIPE/TUBE CUTTING & PREPARATION

Power Pipe Cutters



Power Pipe Cutter / Model 258

2½" (65 mm) to 8" (200 mm) Diameter Pipe

The RIDGID Model 258 Power Pipe Cutter cuts 2½" (65 mm) to 8" (200 mm) schedule 10*/40 steel pipe, galvanized pipe, rigid conduit, etc. at the job site or in the shop. Powered by the RIDGID No. 700 Power Drive, the 258 is a displacement cutter that provides square cuts. The operator controls the feeding rate by pumping the hydraulic foot pump throughout the operation. A square cut with minimal burr on either 6 m or nipple lengths of pipe is achieved quickly** without abrasive dust, sparks, or open flame. Also, the RIDGID Pipe Roller for beveling can be used to rotate the pipe while a second operator uses a grinder to bevel the pipe. Some of the 258 advantages are:

- Square cut 6 m or nipple lengths of pipe without effort.
- Easily cuts by displacing instead of removing pipe material.
- No abrasive dust, dangerous sparks, or open flame.
- Quickly cuts steel pipe with minimal burr.
- Great for cutting pipe for groove joining.
- Heavy-duty design is perfect for field or shop use.
- Adaptable for beveling.

Specifications

- Cutting Capacity: 2½" (65 mm) to 8" (200 mm) schedule 10*/40 steel pipe.
- Model 700 Power Drive (included with Cat No. 17871 and 17881).
- Power Drive RPM: 26-30 (no load).
- Weight: 105 lbs. (48 kg) (excludes No. 700 Power Drive, see page 4.15).

Standard Equipment

- One RIDGID 774 Square Drive Adapter.
- One 8½" (215 mm) HD Cutter Wheel Assembly.
- One Hydraulic Ram and Foot Pump.
- Two 2½" (65 mm) to 12" (300 mm) Ball Transfer Pipe Supports.

*Use the thin wall cutter wheel for best results.

**Cutting time varies with pipe schedule and diameter.

Note: Model 258 is not recommended to cut cast iron pipe.

For optimum wheel life always properly support the work piece with ball transfer pipe supports (see accessories on page 3.7).



Model 700 ready for mounting on Model 258 Unit, see page 4.15



Model 258 with Pipe Roller in use for beveling. Two operators are recommended for this operation



Model 258 Pipe Cutter with No. 700 Power Drive in use for cutting

TOOL TIPS Do not overfill the hydraulic pump or overpressure cutters. Excess oil will cause oil to leak or pump and run.

Find Quality Products Online at:

www.GlobalTestSupply.com

sales@GlobalTestSupply.com

RIDGID

PIPE/TUBE CUTTING & PREPARATION



Power Pipe Cutter / Model 258XL

8" (200 mm) to 12" (300 mm) Diameter Pipe

The RIDGID 258XL offers 8" (200 mm) to 12" (300 mm) diameter pipe cutting capacity. Utilizing displacement type cutter wheel technology, the design enables larger diameter pipe to be cut to length. The 258XL also uses the RIDGID 700 Power Drive to rotate the heavy-duty cutter wheel. Now one person can easily square cut 12" schedule 40 pipe in minutes.

Specifications

- Cutting Capacity: Model 258XL: 8" (200 mm) to 12" (300 mm) schedule 10*/40 steel pipe.
- Model 700 Power Drive (not included) RPM: 26 - 30 (no load).
- Weight: 140 lbs. (63 kg) (excludes No. 700 Power Drive, see page 4.15).

Standard Equipment

- One RIDGID 774 Square Drive Adapter.
- One 8½" (215 mm) H-D Cutter Wheel Assembly.
- One Hydraulic Ram and Foot Pump.
- Two 2½" (65 mm) to 12" (300 mm) Ball Transfer Pipe Supports.

*Use the thin cutting wheel for best results.

Note: For optimum wheel life properly support the work piece with standard ball transfer pipe supports (see below).

| Catalog No. | Model No. | Description | Capacity Inches | | | Weight | | Std. Pack |
|-------------|-----------|-------------------------------|------------------------|----------|------------|--------|----|-----------|
| | | | Max. Wall Thickness mm | | | | | |
| | | | Steel 8,2 | PVC 12,7 | Copper 3,1 | lb. | kg | |
| 50767 | 258 | Pipe Cutter | 2½ - 8" | 2½ - 8" | 2½ - 6" | 105 | 48 | 1 |
| 17871 | 258 / 700 | 258 Cutter with No. 700, 230V | 2½ - 8" | 2½ - 8" | 2½ - 6" | 125 | 57 | 1 |
| 17881 | 258 / 700 | 258 Cutter with No. 700, 115V | 2½ - 8" | 2½ - 8" | 2½ - 6" | 125 | 57 | 1 |
| 58227 | 258-XL | Pipe Cutter | 8 - 12" | — | — | 145 | 66 | 1 |



Ball Transfer Pipe Support



Transport Cart



Pipe Roller For Beveling
(Model 258 Only)

Accessories

| Catalog No. | Model No. | Description | Weight | |
|-------------|-----------|--|--------|------|
| | | | lb. | kg |
| 66687 | — | 8½" (215 mm) H-D Cutter Wheel Assembly (includes HD Cutter Wheel, hub w/pins, cover plate) | 13 | 5,9 |
| 50812 | E-258 | 8½" (215 mm) H-D Cutter Wheel only | 2 | 0,9 |
| 58222 | E258-T | 8½" (215 mm) Thin Wall Cutter Wheel Only (PVC and Steel) | 2 | 0,9 |
| 54397 | — | Transport Cart | 24 | 11,0 |
| 60002 | 258PS | Ball Transfer Pipe Support 2½" (65 mm) to 12" (300 mm) | 21 | 9,5 |
| 60007 | — | Replacement Ball Transfer Head Set | 5½ | 2,5 |
| 61757 | — | Pipe Roller for Beveling (for Model 258 only) | 13 | 5,9 |



When using 258 and 258XL pipe cutters with long lengths of pipe, it is especially important to properly support the pipe to

Find Quality Products Online at:

www.GlobalTestSupply.com

sales@GlobalTestSupply.com

RIDGID

Copper & Stainless Steel Cutting Prep Machine



Model 122 Capacity

- ½" (12 mm) to 2" (50 mm).

This machine is designed to cut, clean, ream, and debur copper and stainless steel tubing and fittings quickly and professionally. Weighing only 23 kg and possessing a conveniently located carrying handle, the Model 122 is ideal for transport directly to the job site. Rugged cast aluminum housing and powerful 360 W induction motor assure long life.

Features


- Powerful, 230 V, 360 W induction motor drives rollers at 450 RPM.
- Rugged O.D. cleaning brush cleans tubing quickly with minimal effort.
- Core reamer easily removes turbulence-causing burrs.
- Cutting handle adjusts to accommodate different tubing sizes.
- Copper cutter wheel tested to over 10,000 cuts.
- Guide rollers ensure a straight cut with no tracking.
- Large carrying handle for easy transport to the job site.
- Built-in ½" (12 mm) incremental scale for quick, easy measuring.
- Fitting brush kit includes six brushes, storage rack and collet.

Technical Specifications


- Motor: 230 V, 360 W, Induction Motor.
- Roller Speed: 450 RPM.
- Switch: Toggle On/Off.
- Reamer: Single Flute Cone, ½" (12 mm) to 2" (50 mm).
- Cutter Wheel: Model 2191 HD Wheel.

Standard Equipment

- One O.D. Cleaning Brush.
- One Core Reamer.
- One Fitting Brush Storage Kit.



The heavy-duty O.D. Cleaning Brush cleans the outside diameter of ½" or 2" (12 - 54mm) tubing quickly and easily



The Inner Reamer removes turbulence-causing burrs quickly and effortlessly



The optional fitting brush attachments can be used to clean fittings fast



The optional Debur Disk is used to grind the O.D. edge to help with tight fittings






| Catalog No. | Model No. | Description | Weight | |
|-------------|-----------|---|--------|-------|
| | | | lb. | kg |
| 96362 | 122 | Stainless Steel / Copper Tube Cutting Machine | 50 | 22,68 |

Accessories

| Catalog No. | Model No. | Description | Weight | |
|-------------|-----------|--|--------|-------|
| | | | lb. | kg |
| 93717 | — | ½" Fitting Brush for 12 mm (3 Per Pack) | ½ | 0,24 |
| 93722 | — | ¾" Fitting Brush for 18 mm (3 Per Pack) | ½ | 0,26 |
| 93727 | — | 1" Fitting Brush for 25 mm (3 Per Pack) | ¾ | 0,27 |
| 93732 | — | 1¼" Fitting Brush for 32 mm (3 Per Pack) | ¾ | 0,29 |
| 93737 | — | 1½" Fitting Brush for 40 mm (3 Per Pack) | 1¾ | 0,77 |
| 93742 | — | 2" Fitting Brush for 50 mm (3 Per Pack) | 1¾ | 0,79 |
| 94682 | — | O.D. Cleaning Brush | 1 | 0,44 |
| 46105 | — | O.D. Debur Disk | 1¼ | 0,57 |
| 93747 | — | Quick-Change Collet | 2¼ | 0,95 |
| 93712 | — | Fitting Brush Holder | 6 | 2,63 |
| 93707 | — | Fitting Brush Storage Kit Includes Mountable Storage Rack, Quick-Change Collet, Spare Cutter Wheel, and Brushes (½", ¾", 1", 1¼", 1½", 2") | 3 | 1,39 |
| 33175 | 2191 | Cutter Wheel for Copper | ¼ | 0,01 |
| 33551 | 122SS | Cutter Wheel for Stainless Steel | ¼ | 0,01 |
| 34360 | E-2192 | Set of 10 pin screws | | |
| 10343 | — | Wheel Pin for 33551 Cutter Wheel (2 per pack) | ¼ | 0,01 |
| 42360 | 1206 | 1206 Stand | 31 | 14,06 |
| 94687 | — | 2" Reamer Cone Assembly | ¼ | 0,02 |

Tubing Cutters

Tubing Cutter Selection

| | | Cutter | | | | | | | | | |
|---------------------|----------------------------|---|-------------|---|-------------|--|-------------|---|--------------|---|-------------|
| | |  | |  | |  | |  | |  | |
| | | Close Quarters Tubing | | Enclosed Feed Tubing | | Screw Feed Tubing | | Quick Acting | | Plastic / Multilayer Pipe | |
| | | Page 3.10 | | Page 3.11 | | Page 3.11 | | Page 3.12 | | Page 3.14 | |
| Material / Diameter | Steel / Stainless | — | (3 - 28 mm) | ✓ | (3 - 60 mm) | ✓ | (3 - 79 mm) | ✓ | (6 - 170 mm) | — | — |
| | Copper | ✓ | | ✓ | | ✓ | | ✓ | | — | — |
| | Plastic / PVC / Multilayer | ✓ | | ✓ | | ✓ | | ✓ | | ✓ | (3 - 63 mm) |
| | Aluminum | ✓ | | ✓ | | ✓ | | ✓ | | — | — |

PIPE/TUBE CUTTING & PREPARATION



Model 101

Midget Cutters for Close Quarters Tubing

- Specifically designed for use in restricted spaces on small diameter, hard and soft copper, aluminum, brass and plastic tubing; rollers include grooves for close-to-flare cuts.
- Strong, lightweight slide and wheel housing, large knurled feed screw knob gives easy control of cutting pressure for clean cuts.
- Models 117 and 118 include a self-feeding cutter wheel that automatically cuts after tightening the knob only once (AUTOFEED™).
- The Model 118 features a special knob for easier tightening of the feedscrew.
- Model 101-ML is for multilayer tubing only.

NEW



AUTOFEED 2-in-1 Midget Cutter

| Catalog No. | Model No. | Description | Std. Wheel | Capacity | Weight | | Std. Pack |
|-------------|-----------|---|------------|----------|--------|------|-----------|
| | | | | mm | lb. | kg | |
| 40617 | 101 | Midget Cutter* | E-3469 | 6 - 28 | ½ | 0,23 | 6 |
| 32975 | 103 | Midget Cutter | E-3469 | 3 - 16 | ⅓ | 0,15 | 6 |
| 32985 | 104 | Midget Cutter | E-3469 | 5 - 24 | ⅓ | 0,15 | 6 |
| 97787 | 117 | AUTOFEED Midget Cutter | E-3469 | 5 - 24 | ⅓ | 0,15 | 12 |
| 32573 | 118 | AUTOFEED 2-in-1 Midget Cutter (incl. Ratchet Handle)* | E-3469 | 6 - 28 | 1⅙ | 0,48 | 1 |
| 32933 | 118 | Ratchet Handle only - for 118 and 101 Midget Cutters | — | — | ⅝ | 0,26 | 1 |
| 21938 | 101-ML | Midget Cutter for Multilayer tubing | E2155 | 6 - 28 | ⅓ | 0,15 | 6 |

* Models 101 and 118 include spare cutter wheel in knob.

(TOOLTIP) For best cutting results, change the cutter’s wheel pin at least once for every two cutter wheel replacements.

Find Quality Products Online at:

www.GlobalTestSupply.com



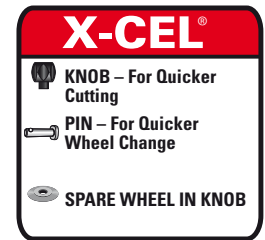
sales@GlobalTestSupply.com

PIPE/TUBE CUTTING & PREPARATION

X-CEL® Means Speed

Many of our most popular tubing cutters now include several X-CEL features to make your job quicker and easier.

- X-CEL Knob – cut tubing more quickly and easily with our larger, more ergonomic designs.
- X-CEL Wheel Pin – change your cutter wheel quickly using our new ball detent design...no tool needed...no lost clips!
- Spare cutter wheels included for maximum uptime.



Enclosed Feed Tubing Cutters with New X-CEL Features

- Telescoping feed screw design keeps the cutter at the same length regardless of tubing diameter – good for tight spaces.
- Features an enclosed feed screw to eliminate clogging and jamming, grooved rollers for close-to-flare cuts, and a fold-away reamer.
- Now includes X-CEL Knob and X-CEL Pin for quicker cutting and wheel replacement.
- Made from high-strength zinc alloy.
- Spare cutter wheel included in the knob.
- Cuts hard / soft copper, aluminium, brass and multilayer tubes.
- Model 205 / 205S have quick acting mechanism for faster size adjustments.


| Catalog No. | Model No. | Description | Std. Wheel | Capacity | Weight | | Std. Pack |
|-------------------|-----------|------------------------------|------------|----------|--------|------|-----------|
| | | | | mm | lb. | kg | |
| For Copper Tubing | | | | | | | |
| 66737 | 150L | Enclosed Feed Cutter | E-3469 | 6 - 35 | 1 | 0,44 | 6 |
| 33055 | 205* | Ratcheting Encl. Feed Cutter | E3469 | 6 - 60 | 2 | 0,91 | 1 |
| For Steel Tubing | | | | | | | |
| 66742 | 150LS | Above with Heavy Duty Wheel | E4546 | 6 - 35 | 1½ | 0,47 | 6 |
| 33070 | 205S** | Above with Heavy Duty Wheel | E-4546 | 6 - 60 | 2 | 0,91 | 1 |

* Model 205 has an additional quick-acting mechanism

** Model 205S is suitable for stainless steel.

Screw Feed Tubing Cutters with New X-CEL Features

- Clean, square cuts are easily made on copper, brass, aluminum and thin-wall steel.
- Now includes X-CEL Knob for quicker cutting.
- Models 10, 15 and 20 feature a convenient fold-away reamer.
- Models 65S and 35S are specially designed for stainless steel tubing. Includes 12x (65S) / 6x (35S) individual bearings and a heavy duty cutter wheel to make stainless cutting easier.
- Models 65S features a quick-acting mechanism.




| Catalog No. | Model No. | Description | Std. Wheel | Capacity | Weight | | Std. Pack |
|-------------|-----------|--|------------|----------|--------|------|-----------|
| | | | | mm | lb. | kg | |
| 32910 | 10 | Screw Feed Cutter | F-158 | 3 - 25 | ¾ | 0,40 | 6 |
| 32915 | 10S | Above w/H-D Wheel (for steel) | E-1240 | 3 - 25 | ¾ | 0,40 | 6 |
| 32920 | 15 | Screw Feed Cutter | F-158 | 5 - 28 | ½ | 0,68 | 6 |
| 32925 | 15S | Above w/H-D Wheel (for steel) | E-1240 | 5 - 28 | ½ | 0,68 | 6 |
| 32930 | 20 | Screw Feed Cutter | F-158 | 16 - 54 | 1¼ | 0,79 | 1 |
| 32935 | 20S | Above w/H-D Wheel (for steel) | E-1240 | 16 - 54 | 1¼ | 0,79 | 1 |
| 32940 | 30 | Screw Feed Cutter | E-2558 | 25 - 79 | 3½ | 1,60 | 1 |
| 32950 | 30S | Above w/H-D Wheel (for steel) | E-2191 | 25 - 79 | 3½ | 1,60 | 1 |
| 97212 | 15-SI | Stainless Steel Cutter | E-1525 | 5 - 28 | 1½ | 0,68 | 1 |
| 29963 | 35S | Stainless Steel Cutter | E-635 | 6 - 35 | ¾ | 0,40 | 1 |
| 31803 | 65S | Stainless Steel Quick-Acting Tubing Cutter | E-635 | 6 - 65 | 1½ | 0,68 | 1 |

PIPE/TUBE CUTTING & PREPARATION

Quick-Acting Tubing Cutters with New X-CEL Features

- Models 151-156 feature a quick-acting design, I-beam construction, hardened wear surfaces and thrust bearing slide assemblies for smooth operation.
- All Models now include an X-CEL Knob and X-CEL Pin for quicker cutting and wheel replacement.
- Available in models for plastic pipe or metallic tubing.
- Models 151 and 152 feature fold-away reamers.
- Model 151-ML is suitable for cutting multilayer tubing.
- Model 151 CSST is designed for cutting corrugated stainless steel tubing.



| Catalog No. | Model No. | Description | Std. Wheel | Capacity mm | Weight | | Std. Pack |
|-------------|-----------|----------------------------|------------|----------------|--------|------|-----------|
| | | | | | lb. | kg | |
| 31632 | 151 | Quick-Acting Cutter | E-3469 | 6 - 42 | 1¼ | 0,56 | 6 |
| 31637 | 151-P | Above w/Wheel for Plastic | E-2155 | 10 - 40 | 1¼ | 0,56 | 6 |
| 66747 | 151-ML | Quick-Acting Tubing Cutter | E-545 | 10 - 50 | 1 | 0,5 | 1 |
| 31642 | 152 | Quick-Acting Cutter | E-3469 | 6 - 66 | 2 | 0,92 | 1 |
| 31647 | 152-P | Above w/Wheel for Plastic | E-2155 | 10 - 63 | 2 | 0,92 | 1 |
| 36597 | 153 | Quick-Acting Cutter | E-3469 | 32 - 90 | 2 | 0,92 | 1 |
| 36592 | 153-P | Above w/Wheel for Plastic* | E-2155 | 25 - 75 | 2 | 0,92 | 1 |
| 31652 | 154 | Quick-Acting Cutter | E-2558 | 48 - 116 | 3½ | 1,72 | 1 |
| 31657 | 154-P | Above w/Wheel for Plastic* | E-2156 | 50 - 110 | 3½ | 1,72 | 1 |
| 59202 | 154-PE | Above w/Wheel for PE pipe | E2880 | 50 - 110 | 3½ | 1,72 | 1 |
| 31662 | 156 | Quick-Acting Cutter | E-2558 | 100 - 170 | 5 | 2,23 | 1 |
| 31667 | 156-P | Above w/Wheel for Plastic* | E-2157 | 110 - 160 | 5 | 2,23 | 1 |
| 39957 | 156-PE | Above w/Wheel for PE pipe | E2880 | 110 - 160 | 5 | 2,23 | 1 |
| 32078 | 151 CSST | Quick-Acting CSST Cutter | E-4546 | 9.5 - 25.4 | 1 | 0,50 | 6 |

* Models for plastic tubing do not include spare cutting wheels

RIDGID® Quick-Acting plastic cutter models are equipped to easily convert to cut copper or other metallic tubing.

1. Remove spare copper cutting wheel from knob.
2. Reverse knob position so that the "Cu" notation is visible inside the knob.
3. Screw knob back on to handle.
4. Using the X-CEL Wheel Pin, you can quickly replace the existing plastic cutting wheel with the copper cutting wheel. You're now ready to cut copper, aluminum, and brass tubing.
5. When you wish to revert to plastic cutting, follow the same instructions but make sure to reposition knob so that "PE" and "PVC" notations are visible inside knob.

PIPE/TUBE CUTTING & PREPARATION

Plastic & Multilayer Pipe Cutters



Model PC-1250

Single Stroke Cutters

- For plastic (PVC, CPVC, PP, PEX, PE) and Multilayer tubing.
- Spring loaded handles for faster positioning. Single stroke, easy cut.
- PC-1250 features a reversible blade providing two times blade life. Is not suitable for cutting multilayer tubing.
- PC-1375 ML: durable aluminium construction for heavy-duty use. Easy attachable ML-adaptor for improved multilayer cutting and instant re-rounding of tubing.

| Catalog No. | Model No. | Description | Capacity (O.D.) | Weight | | Std. Pack |
|-------------|------------|------------------------------|-----------------|--------|------|-----------|
| | | | mm | lb. | kg | |
| 23488 | PC-1250 | Single Stroke Tubing Cutter | 3 - 42 | ½ | 0,22 | 6 |
| 26803 | PCB-1250 | PC-1250 Replacement Blade | — | ⅛ | 0,05 | 1 |
| 23493 | PC-1375 ML | Single Stroke Tubing Cutter* | 3 - 35* | ¾ | 0,34 | 6 |
| 25588 | PCB-1375 | PC-1375 Replacement Blade | — | ⅛ | 0,05 | 1 |

* 3-25 mm when used with ML-adaptor



Model PC-1375 ML

(TOOLTIP) When using the PC-1375 ML for cutting multilayer tubing it is recommended to use the included Multilayer adapter for an easier cut and lesser deformation.

PIPE/TUBE CUTTING & PREPARATION

Ratchet Cutters with Ergonomic Grips

- Ergonomic grips on bottom handle are spaced at 1/2" increments to act as a quick pipe measuring scale.
- X-CEL® quick-change blade.
- "Burr-less" cutting operation provides a square cut.
- Intended materials: Plastic (PVC, CPVC, PP, PEX, PE, Rubber hose) and Multilayer tubing.
- 1435N and 1442N not suitable for multilayer tubing.



Model RC-1625




Model RC-2375



Model 1442N

| Catalog No. | Model No. | Description | Capacity (O.D.) | Weight | | Std. Pack |
|-------------|-----------|---|-----------------|--------|------|-----------|
| | | | mm | lb. | kg | |
| 23498 | RC-1625 | Ratchet Action Plastic Pipe & Tubing Cutter | 3 - 42 | 1 3/16 | 0,52 | 1 |
| 27858 | RCB-1625 | RC-1625 Replacement Blade | — | 1/8 | 0,03 | 1 |
| 30088 | RC-2375 | Ratchet Action Plastic Pipe & Tubing Cutter | 12 - 63 | 1 7/8 | 0,90 | 1 |
| 30093 | RCB-2375 | RC-2375 Replacement Blade | — | 1/4 | 0,10 | 1 |
| 26821 | 1435N | Ratchet Cutter | 6 - 35 | 1 1/4 | 0,56 | 1 |
| 68616 | 1435N-B | 1435N Replacement Blade | — | 1/12 | 0,04 | 1 |
| 10191 | 1442N | Ratchet Cutter | 3 - 42 | 1 5/8 | 0,74 | 1 |
| 42126 | 1442N-B | 1442N Replacement Blade | — | 1/8 | 0,06 | 1 |

PIPE/TUBE CUTTING & PREPARATION



Plastic Drain Pipe Cutter

The RIDGID® P-TEC Cutter is the first cutter of its kind that provides the hassle-free ability to execute a clean, fast, and straight cut on thin-wall (< 2,5 mm) plastic tube. This versatile cutter can be used on Polyethylene (PE), Polypropylene (PP), and Thin-Walled PVC tubes of two standard sizes: 32 and 40 mm OD – both sizes with the same tool. Also available is the P-TEC 5000 for cutting 50 mm plastic drain pipe. The P-TEC Cutter is another addition to the RIDGID Tubing tools family that brings tremendous value to any trade in which PVC / PP / PE pipe is used and installed.

Unique Features and Benefits

- **Clean, Automatic Deburring** – The cut produced by this cutter results in only a fine strand of plastic, as opposed to the fuzz created around the cut of a hacksaw. No need for a second tool to deburr, this cutter automatically deburrs in parallel to cutting action.
- **Automatic Beveling** – Allows for immediate, easy joining to other sink drain pieces.
- **Fast Cut** – On average six rotations to complete one cut, four times faster than a hacksaw.
- **Straight Cut** – Easy-view windows ensure a straight cut on the marked pipe every time.

Clean – Automatic deburring and beveling.

Fast – Cuts in six rotations or less – four times faster than a hacksaw.

Straight – Easy viewing window ensures a cut on the mark.

Open Bore Design – P-TEC 5000 features an open bore design which:

- Reduces required hand force for cutting pipe.
- Fully eliminates sliding on the pipe.
- Makes it possible to cut double-flanged 50 mm plastic drain pipe.

| Catalog No. | Model No. | Description | Capacity (O.D.) | Weight | | Std. Pack |
|-------------|------------|---------------------------|-----------------|--------|-----|-----------|
| | | | mm | lb. | kg | |
| 37463 | P-TEC 3240 | Plastic Drain Pipe Cutter | 32 & 40 | 0.44 | 0,2 | 1 |
| 40868 | P-TEC 5000 | Plastic Drain Pipe Cutter | 50 | 0.44 | 0,2 | 1 |

CLEAN

FAST

STRAIGHT



Cut with a hacksaw (left) versus the P-TEC 3240 (right).

Reamers, Deburring Tools



Plastic Construction Inner-Outer Reamer

- Handy for quick, clean and easy I.D. reaming and O.D. beveling of ¼" (6 mm) to 1½" (40 mm) tube.
- Plastic construction with long-wearing alloy steel blades.
- Gives fast, professional reaming on copper, aluminum, brass and other types of tubing.

| Catalog No. | Model No. | Capacity | Weight | | Standard Pack |
|-------------|-----------|---------------|--------|-----|---------------|
| | | | lb. | g | |
| 34965 | 127 | 6 mm to 40 mm | ¼ | 113 | 1 |

Hardened Steel Construction Inner-Outer Reamer

- 46 cutting edges on interior cone allow for fast, clean, inner reaming and outer deburring/beveling of ½" (12 mm) to 2" (50 mm) copper and stainless steel tubing.
- Hardened steel construction.

| Catalog No. | Model No. | Capacity | Weight | | Standard Pack |
|-------------|-----------|--|--------|-----|---------------|
| | | | lb. | g | |
| 29983 | 223S | 6 mm to 36 mm Copper and Stainless Steel Tubing | ¾ | 340 | 1 |
| 29993 | 227S | 12 mm to 50 mm Copper and Stainless Steel Tubing | 1¼ | 560 | 1 |

223S Inner-Outer Reamer



Deburring Tools

- Deburring Tool for plastic pipe and tubing.
- Made of high-grade steel with specially-designed, long-lasting cutting edges.
- Slip-resistant vinyl hand grip.
- Ideal for removing outside ridges and inside burrs on plastic pipe and tubing.



| Catalog No. | Model No. | Description | Plastic Pipe Capacity | Standard Pack |
|-------------|-----------|----------------|-----------------------|---------------|
| | | | mm | |
| 35155 | 72 | Deburring Tool | 12 - 40 | 6 |
| 64962 | 73 | Deburring Tool | 40 - 76 | 6 |
| 64967 | 74 | Deburring Tool | 100 | 6 |

Inner-Outer Copper Cleaning Brush

- Combines tube O.D. cleaning and fitting I.D. brush into one hand tool.
- High carbon steel brushes quickly clean ½" (12 mm) to ¾" (19 mm) nominal tube and fittings in preparation for soldering or brazing.
- Durable plastic construction designed for easy brush replacement.

| Catalog No. | Model No. | Description | Weight | | Standard Pack |
|-------------|-----------|---------------------------|--------|------|---------------|
| | | | oz. | g | |
| 34142 | 4100 | I-O Copper Cleaning Brush | 3¼ | 90,7 | 1 |
| 34147 | — | Replacement Brush Set | 1½ | 45,3 | 1 |

