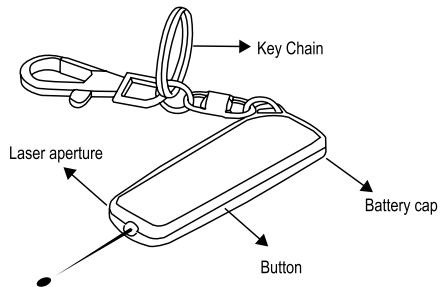


## FEATURES

**Wavelength:** 650nm

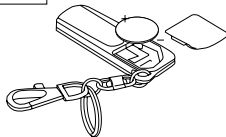
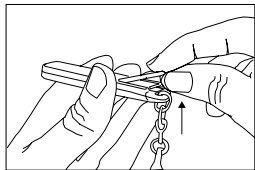
**Dimensions:** 2½ x 1 x ¼ inches

**Weight:** ½ oz



## OPERATION:

1. This unit uses four CR2025 batteries. We strongly recommend alkaline Batteries for longer battery life.
2. Open the battery cap negative (-) pole of the battery inserted first. Be careful not over tighten.



## CARE AND MAINTENANCE:

1. Please check the polarities of the batteries if the Laser pointer does not function. Be sure the Laser Pointer is off when not in use.
2. The Laser pointer should be protected from water, dust ' Heat, and sunlight like all electronic equipment, the Laser Pointer should be handled with care. Do not drop the Laser Pointer or subject it to stress, as the will cause damage to the unit.

## SAFETY PRECAUTIONS:

1. Since a laser beam can be harmful to the eyes, avoid exposure to Laser. Do not look directly into beam output aperture during operation.
2. Do not aim at the eyes of others. Do not aim into the eyes of Humans/animals.

3. CAUTION: Use of controls, adjustments, or performance of procedures other than those specified herein may result in hazardous laser light exposure.
4. The laser pointer is not a toy. Keep out of the reach of children.
5. Be aware of the laser light can be dangerous when reflected off a mirror like surface.

**WARRANTY, SERVICE, OR  
RECALIBRATION**

For warranty, service, or recalibration, contact:

**CONTROL COMPANY**

4455 Rex Road

Friendswood, Texas 77546 USA

Ph. 281 482-1714

Fax 281 482-9448

E-mail [sales@control3.com](mailto:sales@control3.com)

[www.control3.com](http://www.control3.com)

Control Company is ISO 9001  
Quality-Certified by DNV and  
ISO 17025 accredited as a  
Calibration Laboratory by A2LA.

©2007 © Control Company. 92-3143-00 Rev. 1 082407

**ULTRA-BRIGHT  
KEY CHAIN  
LASER POINTER  
INSTRUCTIONS**