



IDEAL[®] - BUCHANAN SLK[™] DISCONNECT FUSE KITS



FEATURES AND BENEFITS

- UL listed for submersible installations when used with boots
- Bright orange for ease of visibility
- Breakaway or non-breakaway
- On Breakaway versions, fuse stays in de-energized load side when disconnected
- In-Line or Y-Tap versions available
- One or two wires on line or load side
- Crimp or set screw wire termination
- Dual (hot/hot) and Paired (hot/neutral) configurations available
- Neutral (i.e., non-fused) versions include dummy fuse
- Rated for copper and aluminum
- Thermoplastic elastomer boots for excellent durability and environmental protection
- Bold, clear markings for easy installation
- Accepts 13/32" x 1 1/2" midget fuses (non-rejection and rejection type)

SPECIFICATIONS

ELECTRICAL: 30 A, 600 V
WIRE RANGE: 2 AWG — 14 AWG
TEMPERATURE: 105°C
FUSEHOLDER FLAME RATING: 94V-2
BOOTS: Thermoplastic elastomer
FUSE HOUSING: Polypropylene
FUSE CONTACTS: Tin-plated brass
CRIMP SLEEVES: Tin-plated brass
SET SCREW LUGS: Tin-plated brass
FUSE SIZE ACCEPTED: 13/32" x 1 1/2"
COPPER & ALUMINUM RATED

COMPLIANCE:
UL ECIS Special Purpose Connectors,
which includes compliance with:

- UL 486A/B (Wire Connector)
- UL 486D (Submersibility)
- UL 498 (Attachment Plugs & Receptacles)
- UL 1682 (Plugs, Receptacles, & Cable Connectors)

Conforms to AASHTO's
Roadway Lighting Design Guide,
Chapter 8, October 2005



IDEAL[®] - BUCHANAN SLK[™] DISCONNECT FUSE KITS

CONFIGURATION EXAMPLES
Some illustrations enlarged to show detail
Not all configurations shown

DIMENSIONS
(Images not to scale)



CRIMP FUSEHOLDER



SET SCREW FUSEHOLDER



IN-LINE FUSED
(ONE WIRE LINE/LOAD)



IN-LINE NEUTRAL
(ONE WIRE LINE/LOAD)



Y-TAP
(TWO WIRE LINE, ONE WIRE
LOAD)



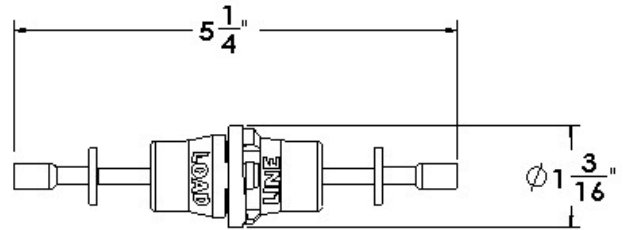
Y-TAP
(TWO WIRE LINE/LOAD)



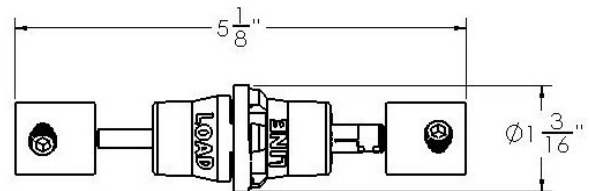
DUAL
(ONE WIRE LINE/LOAD)



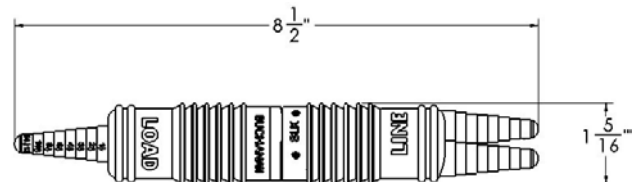
PAIRED
(ONE WIRE LINE/LOAD)



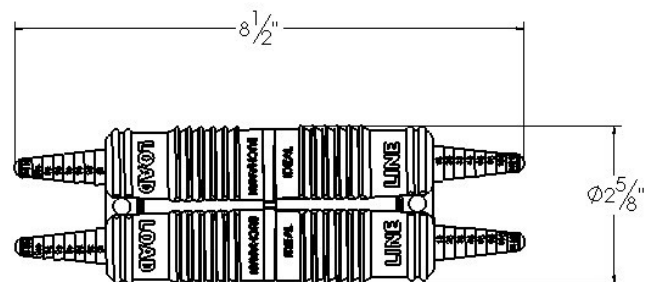
CRIMP FUSEHOLDER



SET SCREW FUSEHOLDER



IN-LINE AND Y-TAP



DUAL AND PAIRED

Note: Neutral versions utilize a white fuseholder and include a dummy fuse.



IDEAL[®] - BUCHANAN SLK[™] DISCONNECT FUSE KITS

ORDERING INFORMATION

TO DETERMINE WHICH KIT TO USE:

1. Select the base part number, based on crimp termination (TABLE 1) or set screw termination (TABLE 2), number of wires on line/load side, and wire size.
2. If necessary, modify the base part number according to neutral, dual, paired, or non-breakaway configurations. Use TABLE 3 for crimp variations and TABLE 4 for set screw variations.
3. For examples, see the bottom of this page.

Note: For fuseholder-only or combination (set screw line side, crimp load side) applications, please see the bottom of the table on the next page.

**TABLE 1:
CRIMP BASE
PART NUMBERS**

		Load															
		1 Wire						2 Wire									
		2 AWG	4 AWG	6 AWG	8 AWG	10 AWG	12 AWG	14 AWG	2 AWG	4 AWG	6 AWG	8 AWG	10 AWG	12 AWG	14 AWG		
Line	1 Wire	2 AWG	30-C1212	30-C1212	30-C1216	30-C1216	30-C1216	30-C1216	30-C1216	30-C1216			30-C1222	30-C1222	30-C1226	30-C1226	30-C1226
		4 AWG		30-C1212	30-C1216	30-C1216	30-C1216	30-C1216	30-C1216			30-C1222	30-C1222	30-C1226	30-C1226	30-C1226	30-C1226
		6 AWG			30-C1616	30-C1616	30-C1616	30-C1616	30-C1616			30-C1622	30-C1622	30-C1626	30-C1626	30-C1626	30-C1626
		8 AWG				30-C1616	30-C1616	30-C1616	30-C1616				30-C1622	30-C1626	30-C1626	30-C1626	30-C1626
		10 AWG					30-C1616	30-C1616	30-C1616					30-C1626	30-C1626	30-C1626	30-C1626
		12 AWG						30-C1616	30-C1616						30-C1626	30-C1626	30-C1626
	14 AWG							30-C1616								30-C1626	
	2 Wire	2 AWG	30-C2012	30-C2012	30-C2016	30-C2016	30-C2016	30-C2016	30-C2016	30-C2016			30-C2022	30-C2022	30-C2026	30-C2026	30-C2026
		4 AWG		30-C2012	30-C2016	30-C2016	30-C2016	30-C2016	30-C2016	30-C2016			30-C2022	30-C2022	30-C2026	30-C2026	30-C2026
		6 AWG			30-C2216	30-C2216	30-C2216	30-C2216	30-C2216			30-C2222	30-C2222	30-C2226	30-C2226	30-C2226	30-C2226
		8 AWG				30-C2216	30-C2216	30-C2216	30-C2216				30-C2222	30-C2226	30-C2226	30-C2226	30-C2226
		10 AWG					30-C2616	30-C2616	30-C2616					30-C2626	30-C2626	30-C2626	30-C2626
		12 AWG						30-C2616	30-C2616						30-C2626	30-C2626	30-C2626
	14 AWG							30-C2616								30-C2626	

**TABLE 2:
SET SCREW BASE
PART NUMBERS**

		Load															
		1 Wire						2 Wire									
		2 AWG	4 AWG	6 AWG	8 AWG	10 AWG	12 AWG	14 AWG	2 AWG	4 AWG	6 AWG	8 AWG	10 AWG	12 AWG	14 AWG		
Line	1 Wire	2 AWG	30-S1212	30-S1212	30-S1212	30-S1212	30-S1212	30-S1212	30-S1212	30-S1212	30-S1212	30-S1212	30-S1212	30-S1212	30-S1212	30-S1212	30-S1212
		4 AWG		30-S1212	30-S1212	30-S1212	30-S1212	30-S1212	30-S1212		30-S1222	30-S1222	30-S1222	30-S1222	30-S1222	30-S1222	30-S1222
		6 AWG			30-S1212	30-S1212	30-S1212	30-S1212	30-S1212			30-S1222	30-S1222	30-S1222	30-S1222	30-S1222	30-S1222
		8 AWG				30-S1212	30-S1212	30-S1212	30-S1212				30-S1222	30-S1222	30-S1222	30-S1222	30-S1222
		10 AWG					30-S1212	30-S1212	30-S1212					30-S1222	30-S1222	30-S1222	30-S1222
		12 AWG						30-S1212	30-S1212						30-S1222	30-S1222	30-S1222
	14 AWG							30-S1212								30-S1222	
	2 Wire	2 AWG	30-S2212	30-S2212	30-S2212	30-S2212	30-S2212	30-S2212	30-S2212	30-S2212	30-S2212	30-S2212	30-S2212	30-S2212	30-S2212	30-S2212	30-S2212
		4 AWG		30-S2212	30-S2212	30-S2212	30-S2212	30-S2212	30-S2212		30-S2222	30-S2222	30-S2222	30-S2222	30-S2222	30-S2222	30-S2222
		6 AWG			30-S2212	30-S2212	30-S2212	30-S2212	30-S2212			30-S2222	30-S2222	30-S2222	30-S2222	30-S2222	30-S2222
		8 AWG				30-S2212	30-S2212	30-S2212	30-S2212				30-S2222	30-S2222	30-S2222	30-S2222	30-S2222
		10 AWG					30-S2212	30-S2212	30-S2212					30-S2222	30-S2222	30-S2222	30-S2222
		12 AWG						30-S2212	30-S2212						30-S2222	30-S2222	30-S2222
	14 AWG							30-S2212								30-S2222	

TABLE 3: CRIMP VARIATIONS

BASE PART NUMBER (Hot)	VARIATION (IF APPLICABLE)			
	Neutral	Dual	Paired	Non-Breakaway
30-C1212	30-C1212N	30-C1212D	30-C1212P	
30-C1216	30-C1216N	30-C1216D	30-C1216P	
30-C1616	30-C1616N	30-C1616D	30-C1616P	
30-C1222	30-C1222N			
30-C1226	30-C1226N			
30-C1622	30-C1622N			
30-C1626	30-C1626N			
30-C2012	30-C2012N			30-C2012T
30-C2016	30-C2016N			30-C2016T
30-C2216	30-C2216N			30-C2216T
30-C2616	30-C2616N			30-C2616T
30-C2022	30-C2022N	30-C2022D	30-C2022P	
30-C2026	30-C2026N	30-C2026D	30-C2026P	
30-C2222	30-C2222N	30-C2222D	30-C2222P	
30-C2226	30-C2226N	30-C2226D	30-C2226P	
30-C2626	30-C2626N	30-C2626D	30-C2626P	

TABLE 4: SET SCREW VARIATIONS

BASE PART NUMBER (Hot)	VARIATION (IF APPLICABLE)			
	Neutral	Dual	Paired	Non-Breakaway
30-S1212	30-S1212N	30-S1212D	30-S1212P	
30-S1222	30-S1222N			
30-S2212	30-S2212N			30-S2212T
30-S2222	30-S2222N	30-S2222D	30-S2222P	

EXAMPLES:

1. An in-line fused breakaway kit with crimp terminations, one 10 AWG wire on the line side and one 10 AWG wire on the load side is ordered as a 30-C1616.
2. An in-line non-fused (i.e., neutral) breakaway kit with set screw terminations, one 6 AWG wire on the line side and one 10 AWG wire on the load side is ordered as a 30-S1212N.
3. A Y-tap fused breakaway kit with crimp terminations, two 6 AWG wires on the line side and one 10 AWG wire on the load side is ordered as a 30-C2216.
4. A Dual in-line breakaway (hot/hot ganged together) with crimp terminations, one 10 AWG wire on each line side and one 10 AWG wire on each load side is ordered as a 30-C1616D.
5. A Paired in-line breakaway (hot/neutral ganged together) with set screw terminations, one 6 AWG wire on each line side and one 10 AWG wire on

Note: For combination 2 wire line (2-14 AWG Set Screw) and 1 wire load (6-14 AWG Crimp), use 30-B2216.



IDEAL[®] - BUCHANAN SLK[™] DISCONNECT FUSE KITS

AVAILABLE PART NUMBERS

Catalog Number	Description
30-S1212	In-Line Breakaway, set screw; fused; 1 wire line side, 2-14 AWG; 1 wire load side, 2-14 AWG
30-S1222	In-Line Breakaway, set screw; fused; 1 wire line side, 2-14 AWG; 2 wire load side, 2-14 AWG
30-S1212N	In-Line Breakaway, set screw; non-fused; 1 wire line side, 2-14 AWG; 1 wire load side, 2-14 AWG
30-S1222N	In-Line Breakaway, set screw; non-fused; 1 wire line side, 2-14 AWG; 2 wire load side, 2-14 AWG
30-C1212	In-Line Breakaway, crimp; fused; 1 wire line side, 2-4 AWG; 1 wire load side, 2-4 AWG
30-C1216	In-Line Breakaway, crimp; fused; 1 wire line side, 2-4 AWG; 1 wire load side, 6-14 AWG
30-C1616	In-Line Breakaway, crimp; fused; 1 wire line side, 6-14 AWG; 1 wire load side, 6-14 AWG
30-C1222	In-Line Breakaway, crimp; fused; 1 wire line side, 2-4 AWG; 2 wire load side, 6-8 AWG
30-C1226	In-Line Breakaway, crimp; fused; 1 wire line side, 2-4 AWG; 2 wire load side, 10-14 AWG
30-C1622	In-Line Breakaway, crimp; fused; 1 wire line side, 6-14 AWG; 2 wire load side, 6-8 AWG
30-C1626	In-Line Breakaway, crimp; fused; 1 wire line side, 6-14 AWG; 2 wire load side, 10-14 AWG
30-C1212N	In-Line Breakaway, crimp; non-fused; 1 wire line side, 2-4 AWG; 1 wire load side, 2-4 AWG
30-C1216N	In-Line Breakaway, crimp; non-fused; 1 wire line side, 2-4 AWG; 1 wire load side, 6-14 AWG
30-C1616N	In-Line Breakaway, crimp; non-fused; 1 wire line side, 6-14 AWG; 1 wire load side, 6-14 AWG
30-C1222N	In-Line Breakaway, crimp; non-fused; 1 wire line side, 2-4 AWG; 2 wire load side, 6-8 AWG
30-C1226N	In-Line Breakaway, crimp; non-fused; 1 wire line side, 2-4 AWG; 2 wire load side, 10-14 AWG
30-C1622N	In-Line Breakaway, crimp; non-fused; 1 wire line side, 6-14 AWG; 2 wire load side, 6-8 AWG
30-C1626N	In-Line Breakaway, crimp; non-fused; 1 wire line side, 6-14 AWG; 2 wire load side, 10-14 AWG
30-S2212	Y-Tap Breakaway, set screw; fused; 2 wire line side, 2-14 AWG; 1 wire load side, 2-14 AWG
30-S2222	Y-Tap Breakaway, set screw; fused; 2 wire line side, 2-14 AWG; 2 wire load side, 2-14 AWG
30-S2212N	Y-Tap Breakaway, set screw; non-fused; 2 wire line side, 2-14 AWG; 1 wire load side, 2-14 AWG
30-S2222N	Y-Tap Breakaway, set screw; non-fused; 2 wire line side, 2-14 AWG; 2 wire load side, 2-14 AWG
30-C2012	Y-Tap Breakaway, crimp; fused; 2 wire line side, 2-4 AWG; 1 wire load side, 2-4 AWG
30-C2016	Y-Tap Breakaway, crimp; fused; 2 wire line side, 2-4 AWG; 1 wire load side, 6-14 AWG
30-C2216	Y-Tap Breakaway, crimp; fused; 2 wire line side, 6-8 AWG; 1 wire load side, 6-14 AWG
30-C2616	Y-Tap Breakaway, crimp; fused; 2 wire line side, 10-14 AWG; 1 wire load side, 6-14 AWG
30-C2022	Y-Tap Breakaway, crimp; fused; 2 wire line side, 2-4 AWG; 2 wire load side, 6-8 AWG
30-C2026	Y-Tap Breakaway, crimp; fused; 2 wire line side, 2-4 AWG; 2 wire load side, 10-14 AWG
30-C2222	Y-Tap Breakaway, crimp; fused; 2 wire line side, 6-8 AWG; 2 wire load side, 6-8 AWG
30-C2226	Y-Tap Breakaway, crimp; fused; 2 wire line side, 6-8 AWG; 2 wire load side, 10-14 AWG
30-C2626	Y-Tap Breakaway, crimp; fused; 2 wire line side, 10-14 AWG; 2 wire load side, 10-14 AWG
30-C2012N	Y-Tap Breakaway, crimp; non-fused; 2 wire line side, 2-4 AWG; 1 wire load side, 2-4 AWG
30-C2016N	Y-Tap Breakaway, crimp; non-fused; 2 wire line side, 2-4 AWG; 1 wire load side, 6-14 AWG
30-C2216N	Y-Tap Breakaway, crimp; non-fused; 2 wire line side, 6-8 AWG; 1 wire load side, 6-14 AWG
30-C2616N	Y-Tap Breakaway, crimp; non-fused; 2 wire line side, 10-14 AWG; 1 wire load side, 6-14 AWG
30-C2022N	Y-Tap Breakaway, crimp; non-fused; 2 wire line side, 2-4 AWG; 2 wire load side, 6-8 AWG
30-C2026N	Y-Tap Breakaway, crimp; non-fused; 2 wire line side, 2-4 AWG; 2 wire load side, 10-14 AWG
30-C2222N	Y-Tap Breakaway, crimp; non-fused; 2 wire line side, 6-8 AWG; 2 wire load side, 6-8 AWG
30-C2226N	Y-Tap Breakaway, crimp; non-fused; 2 wire line side, 6-8 AWG; 2 wire load side, 10-14 AWG
30-C2626N	Y-Tap Breakaway, crimp; non-fused; 2 wire line side, 10-14 AWG; 2 wire load side, 10-14 AWG
30-S2212T	Y-Tap Non-Breakaway, set screw; fused; 2 wire line side, 2-14 AWG; 1 wire load side, 2-14 AWG
30-C2012T	Y-Tap Non-Breakaway, crimp; fused; 2 wire line side, 2-4 AWG; 1 wire load side, 2-4 AWG
30-C2016T	Y-Tap Non-Breakaway, crimp; fused; 2 wire line side, 2-4 AWG; 1 wire load side, 6-14 AWG
30-C2216T	Y-Tap Non-Breakaway, crimp; fused; 2 wire line side, 6-8 AWG; 1 wire load side, 6-14 AWG
30-C2616T	Y-Tap Non-Breakaway, crimp; fused; 2 wire line side, 10-14 AWG; 1 wire load side, 6-14 AWG
30-S1212D	Dual In-Line Breakaway, set screw; fused; 1 wire line side, 2-14 AWG; 1 wire load side, 2-14 AWG
30-C1212D	Dual In-Line Breakaway, crimp; fused; 1 wire line side, 2-4 AWG; 1 wire load side, 2-4 AWG
30-C1216D	Dual In-Line Breakaway, crimp; fused; 1 wire line side, 2-4 AWG; 1 wire load side, 6-14 AWG
30-C1616D	Dual In-Line Breakaway, crimp; fused; 1 wire line side, 6-14 AWG; 1 wire load side, 6-14 AWG
30-S2222D	Dual Y-Tap Breakaway, set screw; fused; 2 wire line side, 2-14 AWG; 2 wire load side, 2-14 AWG
30-C2022D	Dual Y-Tap Breakaway, crimp; fused; 2 wire line side, 2-4 AWG; 2 wire load side, 6-8 AWG
30-C2026D	Dual Y-Tap Breakaway, crimp; fused; 2 wire line side, 2-4 AWG; 2 wire load side, 10-14 AWG
30-C2222D	Dual Y-Tap Breakaway, crimp; fused; 2 wire line side, 6-8 AWG; 2 wire load side, 6-8 AWG
30-C2226D	Dual Y-Tap Breakaway, crimp; fused; 2 wire line side, 6-8 AWG; 2 wire load side, 10-14 AWG
30-C2626D	Dual Y-Tap Breakaway, crimp; fused; 2 wire line side, 10-14 AWG; 2 wire load side, 10-14 AWG
30-S1212P	Paired In-Line Breakaway, set screw; one fused, one non-fused; 1 wire line side, 2-14 AWG; 1 wire load side, 2-14 AWG
30-C1212P	Paired In-Line Breakaway, crimp; one fused, one non-fused; 1 wire line side, 2-4 AWG; 1 wire load side, 2-4 AWG
30-C1216P	Paired In-Line Breakaway, crimp; one fused, one non-fused; 1 wire line side, 2-4 AWG; 1 wire load side, 6-14 AWG
30-C1616P	Paired In-Line Breakaway, crimp; one fused, one non-fused; 1 wire line side, 6-14 AWG; 1 wire load side, 6-14 AWG
30-S2222P	Paired Y-Tap Breakaway, set screw; one fused, one non-fused; 2 wire line side, 2-14 AWG; 2 wire load side, 2-14 AWG
30-C2022P	Paired Y-Tap Breakaway, crimp; one fused, one non-fused; 2 wire line side, 2-4 AWG; 2 wire load side, 6-8 AWG
30-C2026P	Paired Y-Tap Breakaway, crimp; one fused, one non-fused; 2 wire line side, 2-4 AWG; 2 wire load side, 10-14 AWG
30-C2222P	Paired Y-Tap Breakaway, crimp; one fused, one non-fused; 2 wire line side, 6-8 AWG; 2 wire load side, 6-8 AWG
30-C2226P	Paired Y-Tap Breakaway, crimp; one fused, one non-fused; 2 wire line side, 6-8 AWG; 2 wire load side, 10-14 AWG
30-C2626P	Paired Y-Tap Breakaway, crimp; one fused, one non-fused; 2 wire line side, 10-14 AWG; 2 wire load side, 10-14 AWG
30-HS2	Fuseholder only, non-breakaway, set screw; fused; 1 wire line side, 2-14 AWG; 1 wire load side, 2-14 AWG
30-HC2	Fuseholder only, non-breakaway, crimp; fused; 1 wire line side, 2-4 AWG; 1 wire load side, 6-14 AWG
30-HC6	Fuseholder only, non-breakaway, crimp; fused; 1 wire line side, 6-14 AWG; 1 wire load side, 6-14 AWG
30-B2216	Combination Y-Tap Breakaway, fused; 2 wire line side, set screw, 2-14 AWG; 1 wire load side, crimp, 6-14 AWG

IDEAL INDUSTRIES, INC.