

## DATA SHEET

# SI-CA 230



**Gas Analyzer for Emissions Monitoring of Boiler, Engine, & Other Combustion Applications**

**Accurate / Reliable / Robust / Innovative**

**TOUCH SCREEN**



Up to Six Gas Sensors. Can include O<sub>2</sub>, CO, NO, Low NO, NO<sub>2</sub>, Low NO<sub>2</sub>, SO<sub>2</sub>, Low SO<sub>2</sub>, H<sub>2</sub>S, and CxHy



CO Dilution auto-range with measurements to 50,000 ppm



Large Color Touch Screen



Total NOx & Low NOx Capable



iOS and Android Mobile Apps for Real-Time Display & Control



Field Replaceable Pre-Calibrated Sensors

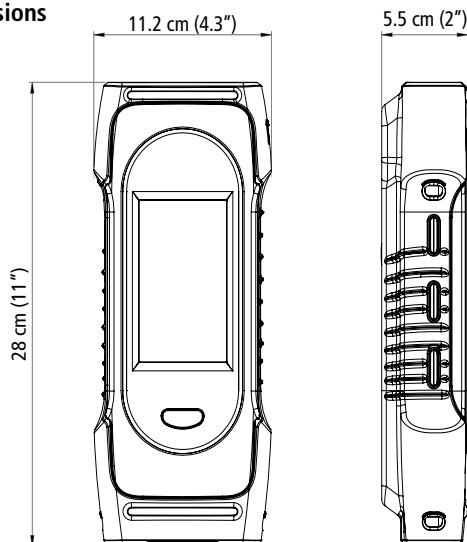
Note: Phone not included.



- Ergonomic, light weight, & durable design
- Data management with automatic logging & report creation
- Predictive maintenance with estimated sensor life & calibration reminders
- One touch pump On/Off with purge
- PC software with wireless and USB connectivity
- Auto pump cut-off for high CO levels
- Graphical data display
- Customizable gas analysis screen
- Sample conditioning unit for low NOx & high moisture applications

- Stack gas velocity with Pitot tube
- Draft & differential pressure measurements
- Emissions values adjusted for reference O<sub>2</sub>
- CO & CO<sub>2</sub> monitoring of ambient air
- Hose extensions for tall & difficult to reach stacks
- Wireless printer
- Protective rubber holster
- Maintenance contracts and extended warranties available

### Dimensions



## Apps and software

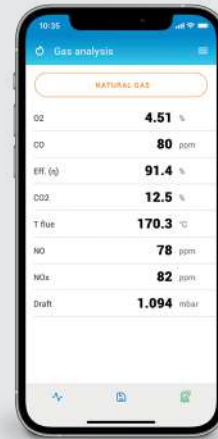
- Free apps for iOS & Android mobile devices
- PC software with USB & wireless connectivity
- Fast, easy wireless connection
- Remote live view of combustion analysis data as list or graph
- Remote control to change settings
- Data saving, including automatic logging
- Report creation in PDF, CSV (for Excel) and XML formats
- Databases for customers, operators, & equipment



Download app

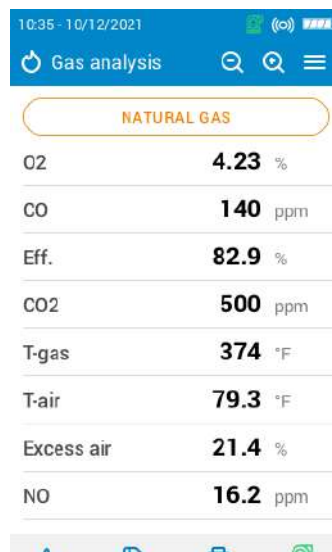


Graph view



Data view

## Example of analyzer screens



## Si-CA 230 kit content

- Si-CA 230 analyzer
- O<sub>2</sub> & CO gas sensors (other gas sensors available, see optional accessories)
- CO Dilution Auto-Range to 50,000 ppm
- Protective rubber holster
- 300 mm flue gas probe with 3 m dual hose (other probe lengths available)
- Water trap with filter
- AC power supply / charger
- USB cable
- Mobile app & PC software
- Internal wireless communication module
- Carrying case
- Quick Start Guide
- Calibration certificate



## Parameter specifications

Parameter	Sensor	Measuring range	Resolution	Accuracy <sup>(1)</sup>	Response time
O <sub>2</sub>	Electrochemical	0 to 25%	0.01%	±0.2% vol	T <sub>90</sub> < 30 s
CO (H <sub>2</sub> comp.)	Electrochemical	0 to 10,000 ppm	1 ppm	±8 ppm < 160 ppm ±5% rdg up to 2000 ppm ±10% rdg > 2000 ppm	T <sub>90</sub> < 40 s
CO (with dilution)	Electrochemical	100 to 50,000 ppm	1 ppm	±10% rdg	T <sub>90</sub> < 40 s
CO <sub>2</sub>	Calculated	0 to 99.9%	0.1%	-	-
NO	Electrochemical	0 to 5000 ppm	1 ppm	±5 ppm < 100 ppm ±5% rdg > 100 ppm	T <sub>90</sub> < 40 s
Low NO	Electrochemical	0 to 300 ppm	0.1 ppm	±1.5 ppm < 30 ppm ±5 % rdg > 30 ppm	T <sub>90</sub> < 40 s
NO <sub>2</sub>	Electrochemical	0 to 1000 ppm	1 ppm	±5 ppm < 100 ppm ±5 % rdg > 100 ppm	T <sub>60</sub> < 60 s
Low NO <sub>2</sub>	Electrochemical	0 to 100 ppm	0.1 ppm	±1.5 ppm < 30 ppm ±5% rdg > 30 ppm	T <sub>60</sub> < 60 s
NOx	Calculated	0 to 7500 ppm	1 ppm	-	-
Low NOx	Calculated	0 to 450 ppm	0.1 ppm	-	-
SO <sub>2</sub>	Electrochemical	0 to 5000 ppm	1 ppm	±5 ppm < 100 ppm ±5% rdg > 100 ppm	T <sub>60</sub> < 30 s
Low SO <sub>2</sub>	Electrochemical	0 to 100 ppm	0.1 ppm	±1.5 ppm < 30 ppm ±5% rdg > 30 ppm	T <sub>60</sub> < 30 s
CxHy (HC)	Pellistor	0 to 5%	0.01%	± 5% full scale	T <sub>90</sub> < 40 s
H <sub>2</sub> S	Electrochemical	0 to 500 ppm	0.1 ppm	±5 ppm < 100 ppm ±5% rdg > 100 ppm	T <sub>60</sub> < 35 s
Flue temperature	TcK	-4 to 2282 °F -20 to 1250 °C	0.1 °F 0.1 °C	±3.6 °F or ±0.5% rdg <sup>(2)</sup> ±2 °C or ±0.5% rdg <sup>(2)</sup>	-
Air temperature	NTC or TcK	-4 to 248 °F -20 to 120 °C	0.1 °F 0.1 °C	±3.6 °F ±2 °C	-
Differential temperature	Calculated	0 to 2282 °F 0 to 1250 °C	0.1 °F 0.1 °C	-	-
Pressure/Draft	Semiconductor	-80 to 80 inH <sub>2</sub> O -200 to 200 mbar	0.001 inH <sub>2</sub> O 0.01 mbar	±1% rdg ±0.012 inH <sub>2</sub> O ±1% rdg ±0.03 mbar	-
High accuracy draft	Semiconductor	500 Pa	0.1 Pa	±0.5 Pa < 10 Pa ±3 Pa up to 150 Pa ±1% rdg ±1.5 Pa > 150 Pa	-
Excess air	Calculated	0 to 999%	1%	-	-
Efficiency	Calculated	0 to 100% (Gross/ HHV <sup>(3)</sup> )	0.1%	-	-
Efficiency (condensation)	Calculated	0 to 125% (Net/LHV <sup>(4)</sup> )	0.1%	-	-
Stack Gas velocity	Calculated	0 to 19,500 fpm 0 to 99 m/s	1 fpm 0.1 m/s	-	-

<sup>(1)</sup>All accuracies indicated in this document were stated in laboratory conditions at 68 °F (20 °C) and can be guaranteed for measurements carried out in the same conditions.

<sup>(2)</sup>Accuracy given for the analyzer only.

<sup>(3)</sup>For Higher Heating Value / <sup>(4)</sup>For Lower Heating Value

## General features

Dimensions	11 x 4.3 x 2" (28 x 11.2 x 5.5 cm)
Weight	30 oz (825 g)
Display	Color Touch Screen with Graphing; Size: 480 x 272 pixels
Keypad	1 On-Off key
Material	ABS-PC
Protection	IP42
Connection	Wireless: class 2 range, range frequency from 2402 MHz to 2480 MHz with a transmit power of 1 dBm. Range up to 50 ft (15 m), depending on smartphone radio strength. Minimum required versions: Android 5.0, iOS 12.4, BLE 4.0 USB
Power supply	Rechargeable battery, USB power supply Li-Ion 5100 mA/h 3.6 V battery / Power supply voltage of the mains unit: 100-240 Vac, 50-60 Hz Mains unit: 5 Vdc/2A
Battery	Battery life > 8 h; Charging time: Fully charge: < 6.5 h; 50%: < 2.5 h
Memory	Internal memory up to 2,000 tests
Environmental conditions of use	Temperature: from 23 to 113 °F (-5 to 45 °C), Hygrometry: in non-condensing conditions (< 85% RH) Maximum altitude: 6561' (2000 m)
Storage temperature	From -4 to 122 °F (-20 to 50 °C)
Languages	English, French, German, Spanish, Italian, Portuguese, Chinese
European Union Directives	2014/53/EU (RED); 2015/863 EU (RoHS 3)
Regulations	EN 50379-1 and EN 50379-2; UNI 7129; UNI 11137; UNI 10389; UNI 10845; UL & cUL Certification; BS 7967:2015; BS EN 50543:2011; UNE 60670-10; ES.02173.ES

## Optional accessories

Part number	Description	Illustration
27520 (NO) 27521 (Low NO)	NO or Low NO sensor for NO <sub>x</sub>	
27526 (NO <sub>2</sub> ) 27527 (Low NO <sub>2</sub> )	NO <sub>2</sub> or Low NO <sub>2</sub> sensor	
27528 (SO <sub>2</sub> ) 27529 (Low SO <sub>2</sub> )	SO <sub>2</sub> or Low SO <sub>2</sub> sensor	
27530	CxHy sensor	
27531	H <sub>2</sub> S sensor	
27544	Draft probe	
27532 (180 mm) 27533 (300 mm) 27534 (750 mm) 27535 (1 m) 27536 (1.5 m)	180, 300 and 750 mm and 1 m and 1.5 m probes available	
27546	Remote wireless printer	
27537	3 m dual hose extension	
27538	Differential pressure hose kit	
24646	Smart air temperature probe with 2 m cable	
11994	Manual smoke pump kit	
27547	CO ambient probe	
27548	CO <sub>2</sub> ambient probe	
26811	SCU (Sample Conditioning Unit)	

## Ordering Information

All kits include the following: a 300 mm probe rated to 1472 °F (800 °C) with 3 m dual hose, an ABS hard plastic carrying case, a rubber holster, a water trap with filter, a charger with plug set, a USB cable, a quick start guide and a calibration certificate

Product	Item #	Description
Si-CA 230-2	27522	Si-CA 230 Analyzer includes two gas sensors (O <sub>2</sub> , CO),
Si-CA 230-3N	27597	Si-CA 230 Analyzer includes three gas sensors (O <sub>2</sub> , CO, NO)
Si-CA 230-3NL	27598	Si-CA 230 Analyzer includes three gas sensors (O <sub>2</sub> , CO, Low NO)
Si-CA 230-4ND	27599	Si-CA 230 Analyzer includes four gas sensors (O <sub>2</sub> , CO, NO, NO <sub>2</sub> )
Si-CA 230-4NS	27600	Si-CA 230 Analyzer includes four gas sensors (O <sub>2</sub> , CO, NO, SO <sub>2</sub> )
Si-CA 230-4NC	27601	Si-CA 230 Analyzer includes four gas sensors (O <sub>2</sub> , CO, NO, CxHy)
Si-CA 230-4NLDL	27602	Si-CA 230 Analyzer includes four gas sensors (O <sub>2</sub> , CO, Low NO, Low NO <sub>2</sub> )
Si-CA 230-4NLSL	27603	Si-CA 230 Analyzer includes four gas sensors (O <sub>2</sub> , CO, Low NO, Low SO <sub>2</sub> )
Si-CA 230-5NDS	27604	Si-CA 230 Analyzer includes five gas sensors (O <sub>2</sub> , CO, NO, NO <sub>2</sub> , SO <sub>2</sub> )
Si-CA 230-5NDC	27605	Si-CA 230 Analyzer includes five gas sensors (O <sub>2</sub> , CO, NO, NO <sub>2</sub> , CxHy)
Si-CA 230-5NSC	27606	Si-CA 230 Analyzer includes five gas sensors (O <sub>2</sub> , CO, NO, SO <sub>2</sub> , CxHy)
Si-CA 230-5NSH	27607	Si-CA 230 Analyzer includes five gas sensors (O <sub>2</sub> , CO, NO, SO <sub>2</sub> , H <sub>2</sub> S)
Si-CA 230-5NLDL	27608	Si-CA 230 Analyzer includes five gas sensors (O <sub>2</sub> , CO, Low NO, Low NO <sub>2</sub> , Low SO <sub>2</sub> )
Si-CA 230-6NDSC	27609	Si-CA 230 Analyzer includes six gas sensors (O <sub>2</sub> , CO, NO, NO <sub>2</sub> , SO <sub>2</sub> , CxHy)
SICA 230-6NDSH	27610	Si-CA 230 Analyzer includes six gas sensors (O <sub>2</sub> , CO, NO, NO <sub>2</sub> , SO <sub>2</sub> , H <sub>2</sub> S)
Si-CA 230-6NLDLSLH	27611	Si-CA 230 Analyzer includes six gas sensors (O <sub>2</sub> , CO, Low NO, Low NO <sub>2</sub> , Low SO <sub>2</sub> , H <sub>2</sub> S)

## Maintenance

We carry out calibration, adjustment and maintenance of your devices to guarantee a consistent and accurate level of quality of your measurements. As part of Quality Assurance Standards, we recommend annual recalibration and maintenance check-up.

## Warranty

Devices have 2-year guarantee against any manufacturing defect (return to our After-Sales Service required for appraisal).

