

# Low Pressure Diaphragm



## 200 SERIES

- Sensitive capsule-type, non-fillable dry gauge
- Vacuum ranges through 0 psi to 10 psi
- 2-1/2" and 4" gauge sizes
- Black painted Steel, Stainless Steel and impact-resistant ABS case
- Copper alloy and Brass wetted parts

### OPERATING SPECIFICATIONS

#### 1. Working Pressure Limitations

##### a. Dynamic Pressure

The working pressure should be limited to 60% of the dial range.

##### b. Static Pressure

The working pressure, where no sharp fluctuations occur, should be limited to 90% of the dial range

### APPLICATIONS

- Filter monitoring
- Gas distribution
- HVAC
- Leak detection
- Level indication
- Medical

	SERIES	SPECIFICATIONS
Pressure ranges	200 Series (all)	Extreme low pressure vacuum ranges through 0 psi to 10 psi
Accuracy	25-200, 25-210, 25-224	±1.6% full scale
	25-206, 25-216	±2.5% full scale
	40-200	±1.6% full scale; optional ±1% full scale
Temperature ranges*	200 Series (all)	Media -4 °F to 176 °F (-20 °C to 80 °C) Ambient -4 °F to 140 °F (-20 °C to 60 °C)
Measuring element	25-200, 25-210, 25-224, 40-200	Copper alloy diaphragm capsule
Connection	200 Series (all)	1/4" NPT, Brass
Case	25-200, 25-210	Black painted Steel
	25-206, 25-216, 25-224	Black ABS (Acryl Nitril Butadien Styrol) with 25-224 includes zinc-plated Steel panel mount clamp
	40-200	304 Stainless Steel
Bezel	40-200	304 Stainless Steel
Lens	25-200, 25-206, 25-210, 25-216, 25-224	Acrylic
	40-200	Instrument glass
Pointer	200 Series (all)	Black finished Aluminum
Dial	200 Series (all)	Aluminum, white background with black scale. UV resistant.
Movement	25-200, 25-210, 25-224, 40-200	Brass and Nickel-silver with highly polished bearing surfaces
	25-206, 25-216	Cu-Alloy

\* For every 18 °F (10 °C) shift in temperature from which the gauge is calibrated, the user can experience up to ±0.4% additional error.

For details on accuracy/standard dial configuration and dial layouts, see pages 56-61.



**WARNING:** This product can expose you to chemicals including Lead, which is known to the State of California to cause cancer and birth defects or other reproductive harm. For more information go to [www.P65Warnings.ca.gov](http://www.P65Warnings.ca.gov)

ORDERING INFORMATION								
GAUGE SIZES	25	2-1/2"		40	4"			
CASE TYPES	200	Steel, bottom connection (304SS for 4")				224	ABS, panel mount	
	210	Steel, back connection				234	Gas pressure test kit**	
PRESSURE RANGES	15 inH <sub>2</sub> O Vac	-15 inH <sub>2</sub> O to 0 inH <sub>2</sub> O	100 inH <sub>2</sub> O	0 inH <sub>2</sub> O to 100 inH <sub>2</sub> O	100 oz/in <sup>2</sup>	0 oz/in <sup>2</sup> to 100 oz/in <sup>2</sup>	60 mbar	0 mbar to 60 mbar
	30 inH <sub>2</sub> O Vac	-30 inH <sub>2</sub> O to 0 inH <sub>2</sub> O	160 inH <sub>2</sub> O	0 inH <sub>2</sub> O to 160 inH <sub>2</sub> O	160 oz/in <sup>2</sup>	0 oz/in <sup>2</sup> to 160 oz/in <sup>2</sup>	100 mbar	0 mbar to 100 mbar
	60 inH <sub>2</sub> O Vac	-60 inH <sub>2</sub> O to 0 inH <sub>2</sub> O	200 inH <sub>2</sub> O	0 inH <sub>2</sub> O to 200 inH <sub>2</sub> O	20 oz/ in <sup>2</sup> /inH <sub>2</sub> O	0 oz/in <sup>2</sup> /inH <sub>2</sub> O to 20 oz/in <sup>2</sup> /inH <sub>2</sub> O	160 mbar	0 mbar to 160 mbar
	100 inH <sub>2</sub> O Vac	-100 inH <sub>2</sub> O to 0 inH <sub>2</sub> O	10 oz/in <sup>2</sup>	0 oz/in <sup>2</sup> to 10 oz/in <sup>2</sup>	32 oz/ in <sup>2</sup> /inH <sub>2</sub> O	0 oz/in <sup>2</sup> /inH <sub>2</sub> O to 32 oz/in <sup>2</sup> /inH <sub>2</sub> O	250 mbar	0 mbar to 250 mbar
	10 inH <sub>2</sub> O	0 inH <sub>2</sub> O to 10 inH <sub>2</sub> O	15 oz/in <sup>2</sup>	0 oz/in <sup>2</sup> to 15 oz/in <sup>2</sup>	3 psi	0 psi to 3 psi	400 mbar	0 mbar to 400 mbar
	15 inH <sub>2</sub> O	0 inH <sub>2</sub> O to 15 inH <sub>2</sub> O	30 oz/in <sup>2</sup>	0 oz/in <sup>2</sup> to 30 oz/in <sup>2</sup>	5 psi	0 psi to 5 psi	600 mbar	0 mbar to 600 mbar
	30 inH <sub>2</sub> O	0 inH <sub>2</sub> O to 30 inH <sub>2</sub> O	35 oz/in <sup>2</sup>	0 oz/in <sup>2</sup> to 35 oz/in <sup>2</sup>	10 psi	0 psi to 10 psi		
	60 inH <sub>2</sub> O	0 inH <sub>2</sub> O to 60 inH <sub>2</sub> O	60 oz/in <sup>2</sup>	0 oz/in <sup>2</sup> to 60 oz/in <sup>2</sup>	40 mbar	0 mbar to 40 mbar		
CONNECTION SIZE	1/4	1/4" NPT						
OPTIONS	BLRF	Black Rear Flange		GL	Glass Lens*		OP	Over Pressure Protection
	SSRF	304SS Rear Flange		SG	Safety Glass Lens*		SSBU	Stainless Steel Bezel & U-Clamp
	BLFF	Black Front Flange***		PL	Acrylic Lens		BBU	Black Bezel & U-Clamp
	SSFF	304SS Front Flange		RL	Recalibrator Lens		BCR	Black Cover Ring
	CFF	Chrome Front Flange***		SP	Red Set Pointer		SSCR	Stainless Steel Cover Ring
	SSC	Stainless Steel Case		MIP	Maximum Indicating Pointer		CCR	Chrome Cover Ring
							LM	Laser Marking
							ST	Stainless Steel Tagging
							BP3	Brass Press Fit Orifice 0.3 mm
							BT3	Brass Threaded Orifice 0.3 mm

Please consult your local NOSHOK Distributor or NOSHOK, Inc. for availability and delivery information.

NOTE: Refer to 200 Series Options & Accessories chart on page 51 for availability by part number.

\* A Steel, Stainless or chrome cover ring must be additionally ordered when lenses other than acrylic are utilized on all 200 Series


\*\* Only available in 2-1/2" size, 20 oz/35 inH<sub>2</sub>O

\*\*\* Not available on 25-200 model

### EXAMPLE

Gauge size ..... 2-1/2"  
Case type ..... Steel, bottom connection  
Pressure range & scale option ..... 0 inH<sub>2</sub>O to 30 inH<sub>2</sub>O  
Connection size ..... 1/4" NPT  
Option ..... Brass Press Fit Orifice 0.3 mm

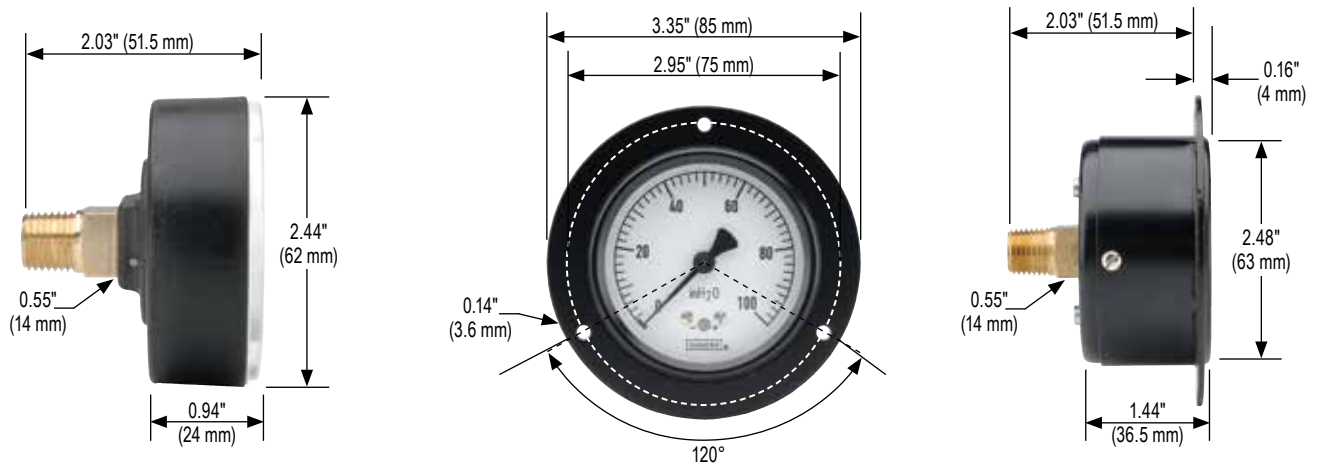
25 - 200 - 30 - inH<sub>2</sub>O - 1/4 - BP3



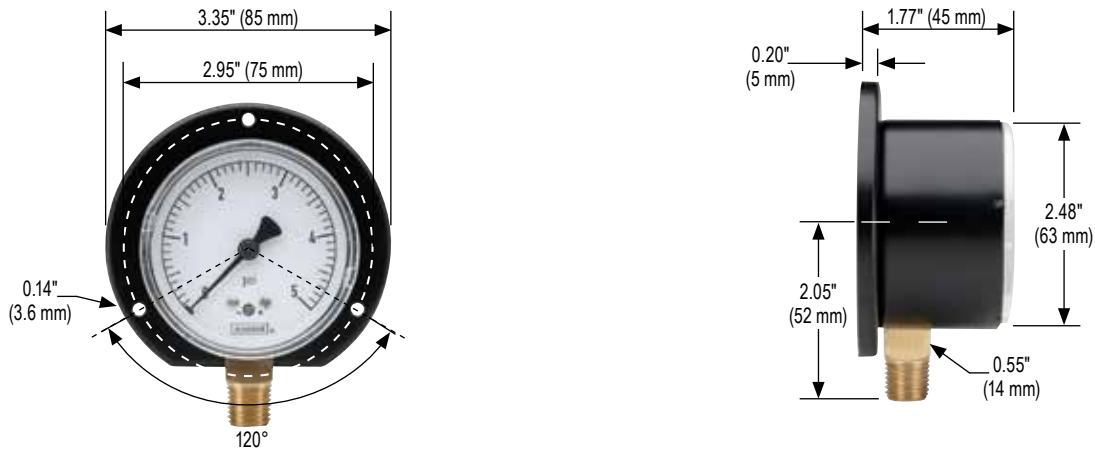
# Dimensions

25-216

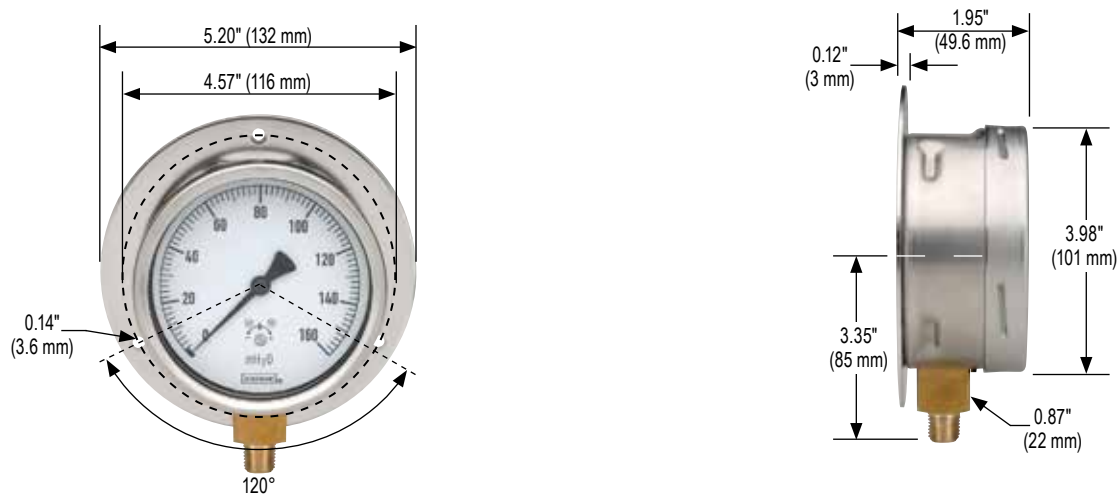
25-210 Front Flange



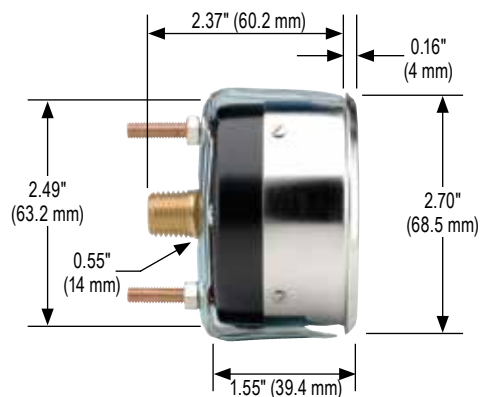
25-200 Rear Flange



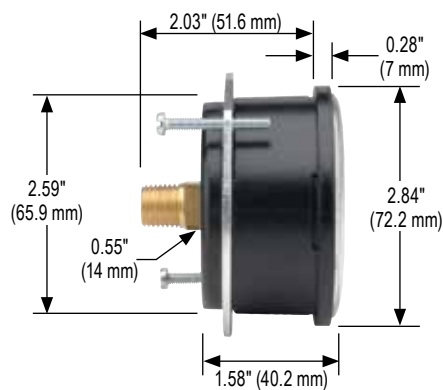
40-200 Rear Flange



## 25-210 Triangular Bezel w/U-Clamp



## 25-224 with Panel Mount Clamp



## 25-234

