



## 2010PL SabreLite™

Same features as the SabreLite™ 2010 LED Flashlight, but outfitted with a lens ring that emits a bright glow in the dark. The photoluminescent material in the plastic absorbs the energy from any light source - fluorescent lights, the sun, or even the flashlight's own beam. No more fumbling in the dark for your flashlight.

- Built Pelican tough
- Glow-in-the-dark shroud
- Super bright LED beam
- Twist on/off activation
- Unconditional Lifetime Guarantee of Excellence
- Waterproof




### DIMENSIONS

|               |                 |
|---------------|-----------------|
| <b>Length</b> | 8.11" (20.6 cm) |
|---------------|-----------------|

### MATERIALS

|                                |                                |
|--------------------------------|--------------------------------|
| <b>Body</b>                    | EXL                            |
| <b>O-Ring</b>                  | Ethylene Propylene             |
| <b>Lens</b>                    | Polycarbonate (PC)             |
| <b>Shroud</b>                  | K-Resin                        |
| <b>Clip</b>                    | ABS                            |
| <b>Contact Spring Retainer</b> | Stainless Steel / Brass Nickel |

### COLORS

|   |                        |
|---|------------------------|
|  | High Visibility Yellow |
|---|------------------------|

### LIGHT SPECS

|                  |     |
|------------------|-----|
| <b>Lamp Type</b> | LED |
|------------------|-----|

### POWER

|                         |          |
|-------------------------|----------|
| <b>Battery Size</b>     | C        |
| <b>Battery Type</b>     | Alkaline |
| <b>Battery Quantity</b> | 3        |
| <b>Volts</b>            | 4.5v     |

### WEIGHT

|                                 |                  |
|---------------------------------|------------------|
| <b>Weight With Batteries</b>    | 13.4 oz (380 gr) |
| <b>Weight Without Batteries</b> | 5.4 oz (153 gr)  |
| <b>Packaged Weight</b>          | 13.4 oz (380 gr) |

SWITCH






|             |                      |
|-------------|----------------------|
| Switch Type | Twisting Lens Shroud |
| Light Modes | On / Off             |

CERTIFICATIONS

- Class I, Division 1
- Class II, Division 1
- Class III, Division 1

OTHER

|              |     |
|--------------|-----|
| Submersible  | yes |
| Minimum Pack | 1   |
| Package Code | C   |

| FL1 STANDARD  | HIGH          |
|---|---------------|
|    | 161<br>LUMENS |
|   | 22h 0mins     |
|  | 160m          |
|  | 6398cd        |
|  | IPX7          |