




# Disposable Shoe Grounding Straps 2045



## Ensures Personnel of Contact to ESD Mats and Flooring

Easy to use and disposable, the 3M™ Shoe Grounding Strap 2045 is an effective, economical method to ensure your Static Safeguard System is providing optimum protection.

Personnel often wear shoes with thick rubber or cork soles. Insulative shoes of this type prevent personnel from being grounded by ESD mats and flooring. To ensure proper contact to ground is maintained regardless of footwear, 3M has developed the disposable shoe straps.

The Shoe Grounding Strap 2045 is a pressure-sensitive strip of volume conductive material. The strap clips to the upper shoe making contact with the stocking (see instructions for use on reverse side). The stocking retains a great deal of body moisture and provides contact to the person's foot. The pressure-sensitive portion of

the strap is then affixed by a pressure sensitive adhesive to the heel, assuring solid contact to the bottom of the shoe.

The straps are desirable in situations where mobility is needed, such as wave soldering, automatic insertion, operation of computer equipment, and visitors to a work area.

Disposable Shoe Grounding Straps 2045 are manufactured in convenient perforated sheets and are simply removed from the sheet a section at a time.

### **WARNING!**


The Disposable Shoe Grounding Strap 2045 is not to be used in areas where the individual may come in contact with exposed electrical circuitry exceeding 120 Volts AC.




1. Clean heel with dry cloth or tissue.



4. Slide metal clip inside the edge of the shoe and pinch so it holds securely. Run adhesive side of strap across shoe and press to heel. Tear off excess strip at perforation. Adhesive does not activate until pressure is applied so it will not stick or transfer to side of shoe.



2. Tear shoe strap from sheet along perforation.



3. Bend metal clip to fit over edge of shoe.  
Metal clip faces toward shoe when attached.



5. Step down several times on the heel to ensure good adhesion.

**3M Electronic Solutions Division**  
6801 River Place Blvd.  
Austin, TX 78726-9000

Litho in U.S.A.

34-7058-2882-9